




# Records



# 1000 POINT CLUB

## 1. Byron Tokarchuk (1983-88) - 3445 Points

Year	GP	FG-FGA	Pct	3FG-A	Pct	FT-FTA	Pct	Reb	Avg	Pts/Avg
1983-84	28	151-324	.466	-	-	74-149	.497	194	6.9	376/13.4
1984-85	37	319-550	.580	-	-	152-240	.633	415	11.2	790/21.4
1985-86	39	321-628	.511	-	-	147-218	.674	408	10.5	789/20.2
1986-87	28	226-407	.555	0-0	.000	121-208	.582	252	9.0	573/20.5
1987-88	39	355-627	.566	0-2	.000	207-309	.670	375	9.6	917/23.5
<b>Career</b>	<b>171</b>	<b>1372-2536</b>	<b>.541</b>	<b>0-2</b>	<b>.000</b>	<b>701-1124</b>	<b>.624</b>	<b>1644</b>	<b>9.6</b>	<b>3445/20.1</b>



## 2. Dean Wiebe (1989-94) - 2280 Points

Year	GP	FG-FGA	Pct	3FG-A	Pct	FT-FTA	Pct	Reb	Avg	Pts/Avg
1989-90	34	101-170	.594	0-0	.000	61-99	.616	132	3.9	263/7.7
1990-91	30	120-205	.585	0-0	.000	120-150	.800	155	5.2	360/12.0
1991-92	24	123-192	.641	0-0	.000	91-113	.805	95	4.0	337/14.0
1992-93	35	238-437	.545	0-2	.000	138-175	.789	194	5.5	614/17.5
1993-94	28	250-458	.546	5-13	.385	201-252	.798	199	7.1	706/25.2
<b>Career</b>	<b>151</b>	<b>832-1462</b>	<b>.569</b>	<b>5-15</b>	<b>.333</b>	<b>611-789</b>	<b>.774</b>	<b>775</b>	<b>5.1</b>	<b>2280/15.1</b>



## 3. Roger Ganes (1973-78) - 2244 Points

Year	GP	FG-FGA	Pct	3FG-A	Pct	FT-FTA	Pct	Reb	Avg	Pts/Avg
1973-74	20	80-175	.457	-	-	56-75	.747	213	10.7	216/10.8
1974-75	27	170-384	.443	-	-	121-199	.608	347	12.9	461/17.1
1975-76	29	226-514	.440	-	-	154-257	.599	366	12.6	606/20.9
1976-77	26	211-413	.511	-	-	132-192	.688	340	13.1	554/21.3
1977-78	23	161-318	.506	-	-	85-129	.659	248	10.8	407/17.7
<b>Career</b>	<b>125</b>	<b>848-1804</b>	<b>.470</b>	<b>0-0</b>	<b>.000</b>	<b>548-852</b>	<b>.643</b>	<b>1514</b>	<b>12.1</b>	<b>2244/18.0</b>



## 4. Andrew Spagrud (2003- ) - 2044 Points

Year	GP	FG-FGA	Pct	3FG-A	Pct	FT-FTA	Pct	Reb	Avg	Pts/Avg
2003-04	32	245-425	.576	3-13	.231	144-217	.664	319	10.0	637/19.9
2004-05	38	278-468	.594	13-37	.351	211-323	.653	382	10.1	780/20.5
2005-06	35	239-445	.537	5-18	.278	144-254	.567	275	7.9	627/17.9
<b>Career</b>	<b>105</b>	<b>762-1338</b>	<b>.570</b>	<b>21-68</b>	<b>.309</b>	<b>499-794</b>	<b>.628</b>	<b>976</b>	<b>9.3</b>	<b>2044/19.5</b>



## 5. Kirk Jones (1983-88) - 1865 Points

Year	GP	FG-FGA	Pct	3FG-A	Pct	FT-FTA	Pct	Reb	Avg	Pts/Avg
1983-84	25	73-151	.483	-	-	33-45	.733	92	3.7	179/7.2
1984-85	35	163-322	.506	-	-	64-108	.593	204	5.8	390/11.1
1985-86	38	203-378	.537	-	-	91-136	.669	202	5.3	497/13.1
1986-87	30	134-253	.530	0-3	.000	53-83	.639	213	7.1	321/10.7
1987-88	39	188-309	.608	0-0	.000	102-133	.767	163	4.2	478/12.3
<b>Career</b>	<b>167</b>	<b>761-1413</b>	<b>.539</b>	<b>0-3</b>	<b>.000</b>	<b>343-505</b>	<b>.679</b>	<b>874</b>	<b>5.2</b>	<b>1865/11.2</b>



## 6. Whitney Harris (1992-97) - 1748 Points

Year	GP	FG-FGA	Pct	3FG-A	Pct	FT-FTA	Pct	Reb	Avg	Pts/Avg
1992-93	35	33-67	.493	0-0	.000	35-46	.761	71	2.0	101/2.9
1993-94	28	89-167	.533	0-0	.000	30-47	.638	109	3.9	208/7.4
1994-95	31	120-197	.609	0-0	.000	88-124	.710	173	5.6	328/10.6
1995-96	28	198-327	.606	0-1	.000	118-152	.776	211	7.5	514/18.4
1996-97	32	218-464	.470	1-6	.167	160-217	.737	248	7.8	597/18.7
<b>Career</b>	<b>154</b>	<b>658-1222</b>	<b>.538</b>	<b>1-7</b>	<b>.143</b>	<b>431-586</b>	<b>.735</b>	<b>812</b>	<b>5.3</b>	<b>1748/11.4</b>



## 7. Sheldon Ryma (1984-89) - 1713 Points

Year	GP	FG-FGA	Pct	3FG-A	Pct	FT-FTA	Pct	Reb	Avg	Pts/Avg
1984-85	20	17-48	.354	-	-	14-27	.519	39	2.0	48/2.4
1985-86	39	162-356	.455	-	-	76-95	.800	201	5.2	400/10.3
1986-87	30	124-271	.458	0-8	.000	64-83	.771	143	4.8	312/10.4
1987-88	39	130-261	.498	0-0	.000	14-34	.412	168	4.3	274/7.0
1988-89	31	233-492	.474	37-108	.343	176-218	.807	271	8.7	679/21.9
<b>Career</b>	<b>159</b>	<b>666-1428</b>	<b>.466</b>	<b>37-116</b>	<b>.319</b>	<b>344-457</b>	<b>.753</b>	<b>822</b>	<b>5.2</b>	<b>1713/10.8</b>



## 8. Bob Thompson (1970-74, 76-77) - 1705 Points

Year	GP	FG-FGA	Pct	3FG-A	Pct	FT-FTA	Pct	Reb	Avg	Pts/Avg
1970-71	19	40-112	.357	-	-	33-59	.559	86	4.5	113/5.9
1971-72	25	147-292	.503	-	-	71-104	.683	262	10.5	365/14.6
1972-73	26	156-318	.491	-	-	47-75	.627	251	9.7	359/13.8
1973-74	26	195-430	.453	-	-	71-123	.577	289	11.1	461/17.7
1976-77	26	175-413	.424	-	-	57-84	.679	179	6.9	407/15.7
<b>Career</b>	<b>122</b>	<b>713-1565</b>	<b>.456</b>	<b>0-0</b>	<b>.000</b>	<b>279-445</b>	<b>.627</b>	<b>1067</b>	<b>8.7</b>	<b>1705/14.0</b>



## 9. Matt McCullough (1987-92) - 1681 Points

Year	GP	FG-FGA	Pct	3FG-A	Pct	FT-FTA	Pct	Reb	Avg	Pts/Avg
1987-88	15	8-21	.381	0-0	.000	9-13	.692	9	0.6	25/1.7
1988-89	31	127-330	.385	31-98	.316	113-139	.813	97	3.1	398/12.8
1989-90	33	161-376	.428	50-119	.420	102-123	.829	91	2.8	474/14.4
1990-91	30	154-375	.411	42-129	.326	110-143	.769	121	4.0	460/15.3
1991-92	24	102-246	.415	27-78	.346	93-123	.756	69	2.9	324/13.5
<b>Career</b>	<b>133</b>	<b>552-1348</b>	<b>.409</b>	<b>150-424</b>	<b>.354</b>	<b>427-541</b>	<b>.789</b>	<b>387</b>	<b>2.9</b>	<b>1681/12.6</b>



## 10. James Kenyon (1999-00, 01-03) - 1635 Points

Year	GP	FG-FGA	Pct	3FG-A	Pct	FT-FTA	Pct	Reb	Avg	Pts/Avg
1999-00	25	128-328	.390	44-117	.376	88-103	.854	97	3.9	388/15.5
2001-02	34	233-562	.415	57-157	.363	186-224	.830	149	4.4	709/20.9
2002-03	31	169-436	.388	45-127	.354	155-180	.861	135	4.4	538/17.4
<b>Career</b>	<b>90</b>	<b>530-1326</b>	<b>.400</b>	<b>146-401</b>	<b>.364</b>	<b>429-507</b>	<b>.846</b>	<b>381</b>	<b>4.2</b>	<b>1635/18.2</b>



## 11. Tom Gosse (1966-70, 71-72) - 1619 Points

Year	GP	FG-FGA	Pct	3FG-A	Pct	FT-FTA	Pct	Reb	Avg	Pts/Avg
1966-67	34	139-357	.389	-	-	80-107	.748	154	4.5	358/10.5
1967-68	20	149-365	.408	-	-	44-60	.733	154	7.7	342/17.1
1968-69	20	109-272	.401	-	-	77-96	.802	162	8.1	295/14.8
1969-70	18	130-305	.426	-	-	45-74	.608	103	5.7	305/16.9
1971-72	26	128-291	.440	-	-	63-84	.750	87	3.3	319/12.3
<b>Career</b>	<b>118</b>	<b>655-1590</b>	<b>.412</b>	<b>0-0</b>	<b>.000</b>	<b>309-421</b>	<b>.734</b>	<b>660</b>	<b>5.6</b>	<b>1619/13.7</b>



## 12. Jody Glines (1994-98, 99-01) - 1602 Points

Year	GP	FG-FGA	Pct	3FG-A	Pct	FT-FTA	Pct	Reb	Avg	Pts/Avg
1994-95	22	22-50	.440	0-2	.000	12-25	.480	52	2.4	56/2.5
1995-96	2	1-2	.500	0-0	.000	0-0	.000	1	0.5	2/1.0
1996-97	32	132-279	.473	1-4	.250	98-133	.737	177	5.5	363/11.3
1997-98	34	202-429	.471	26-72	.361	112-167	.671	240	7.1	542/15.9
1999-00	27	131-265	.494	34-78	.436	73-106	.689	187	6.9	369/13.7
2000-01	23	95-203	.468	23-74	.311	57-101	.564	110	4.8	270/11.7
<b>Career</b>	<b>140</b>	<b>583-1228</b>	<b>.475</b>	<b>84-230</b>	<b>.365</b>	<b>352-532</b>	<b>.662</b>	<b>767</b>	<b>5.5</b>	<b>1602/11.4</b>




## 13. Matt Greenberg (2001- ) - 1593 Points

Year	GP	FG-FGA	Pct	3FG-A	Pct	FT-FTA	Pct	Reb	Avg	Pts/Avg
2001-02	34	80-201	.398	17-61	.279	53-77	.688	153	4.5	230/6.8
2002-03	31	87-201	.433	31-76	.408	39-53	.736	136	4.4	244/7.9
2003-04	32	140-292	.479	34-95	.358	58-76	.763	154	4.8	372/11.6
2004-05										

## 21. Calvin Palmer (1999-02) - 1305 Points

Year	GP	FG-FGA	Pct	3FG-A	Pct	FT-FTA	Pct	Reb	Avg	Pts/Avg
1999-00	27	110-201	.547	4-14	.286	88-142	.620	211	7.8	312/11.6
2000-01	29	153-258	.593	4-13	.308	118-171	.690	185	6.4	428/14.8
2001-02	35	207-414	.500	3-11	.273	148-225	.658	313	8.9	565/16.1
<b>Career</b>	<b>91</b>	<b>470-873</b>	<b>.538</b>	<b>11-38</b>	<b>.289</b>	<b>354-538</b>	<b>.658</b>	<b>709</b>	<b>7.8</b>	<b>1305/14.3</b>



## 22. Greg Jockims (1983-88) - 1298 Points

Year	GP	FG-FGA	Pct	3FG-A	Pct	FT-FTA	Pct	Reb	Avg	Pts/Avg
1983-84	17	29-64	.453	-	-	5-9	.556	22	1.3	63/3.7
1984-85	39	70-152	.461	-	-	31-47	.660	101	2.6	171/4.4
1985-86	38	160-323	.495	-	-	57-84	.679	127	3.3	377/9.9
1986-87	25	106-199	.533	1-3	.333	68-91	.747	98	3.9	281/11.2
1987-88	39	148-270	.548	0-3	.000	110-142	.775	149	3.8	406/10.4
<b>Career</b>	<b>158</b>	<b>513-1008</b>	<b>.509</b>	<b>1-6</b>	<b>.167</b>	<b>271-373</b>	<b>.727</b>	<b>497</b>	<b>3.1</b>	<b>1298/8.2</b>



## 23. Ryan Leier (1995-97, 98-01) - 1276 Points

Year	GP	FG-FGA	Pct	3FG-A	Pct	FT-FTA	Pct	Reb	Avg	Pts/Avg
1995-96	26	72-178	.404	22-62	.355	56-98	.571	56	2.2	222/8.5
1996-97	29	106-302	.351	35-120	.292	81-118	.686	83	2.9	328/11.3
1998-99	26	100-257	.389	30-85	.353	69-113	.611	74	2.8	299/11.5
1999-00	25	61-158	.386	13-45	.289	35-63	.556	72	2.9	170/6.8
2000-01	28	86-223	.386	23-74	.311	62-96	.646	117	4.2	257/9.2
<b>Career</b>	<b>134</b>	<b>425-1118</b>	<b>.380</b>	<b>123-386</b>	<b>.319</b>	<b>303-488</b>	<b>.621</b>	<b>402</b>	<b>3.0</b>	<b>1276/9.5</b>



## 24. Mark Redekop (1980-82) - 1150 Points

Year	GP	FG-FGA	Pct	3FG-A	Pct	FT-FTA	Pct	Reb	Avg	Pts/Avg
1980-81	26	202-377	.536	-	-	96-124	.774	192	7.4	500/19.2
1981-82	32	254-467	.544	-	-	142-184	.772	240	7.5	650/20.3
<b>Career</b>	<b>58</b>	<b>456-844</b>	<b>.540</b>	<b>0-0</b>	<b>.000</b>	<b>238-308</b>	<b>.773</b>	<b>432</b>	<b>7.4</b>	<b>1150/19.8</b>




## 25. Kevin Grandberg (1993-96) - 1102 Points

Year	GP	FG-FGA	Pct	3FG-A	Pct	FT-FTA	Pct	Reb	Avg	Pts/Avg
1993-94	28	108-205	.527	12-33	.364	59-95	.621	103	3.7	287/10.3
1994-95	30	150-283	.530	8-26	.308	88-149	.591	146	4.9	396/13.2
1995-96	28	152-299	.508	6-14	.429	109-167	.653	138	4.9	419/15.0
<b>Career</b>	<b>86</b>	<b>410-787</b>	<b>.521</b>	<b>26-73</b>	<b>.356</b>	<b>256-411</b>	<b>.623</b>	<b>387</b>	<b>4.5</b>	<b>1102/12.8</b>



## 26. Jamie Charlton (1995-97, 99-02) - 1095 Points

Year	GP	FG-FGA	Pct	3FG-A	Pct	FT-FTA	Pct	Reb	Avg	Pts/Avg
1995-96	19	7-22	.318	3-7	.429	0-4	.000	8	0.4	17/0.9
1996-97	31	72-197	.365	22-65	.338	25-41	.610	58	1.9	191/6.2
1999-00	23	70-194	.361	25-85	.294	30-42	.714	71	3.1	195/8.5
2000-01	29	93-220	.423	24-78	.308	35-46	.761	64	2.2	245/8.4
2001-02	35	151-379	.398	62-179	.346	83-105	.790	90	2.6	447/12.8
<b>Career</b>	<b>137</b>	<b>393-1012</b>	<b>.388</b>	<b>136-414</b>	<b>.329</b>	<b>173-238</b>	<b>.727</b>	<b>291</b>	<b>2.1</b>	<b>1095/8.0</b>



## 27. Seth Lang (1998-03) - 1085 Points

Year	GP	FG-FGA	Pct	3FG-A	Pct	FT-FTA	Pct	Reb	Avg	Pts/Avg
1998-99	29	27-72	.375	4-21	.190	24-37	.649	49	1.7	82/2.8
1999-00	27	21-58	.362	1-10	.100	26-39	.667	45	1.7	69/2.6
2000-01	29	101-226	.447	24-61	.393	53-110	.482	91	3.1	279/9.6
2001-02	35	99-250	.396	31-83	.373	103-156	.660	119	3.4	332/9.5
2002-03	31	100-287	.348	26-82	.317	97-135	.719	105	3.4	323/10.4
<b>Career</b>	<b>151</b>	<b>348-893</b>	<b>.390</b>	<b>86-257</b>	<b>.335</b>	<b>303-477</b>	<b>.635</b>	<b>409</b>	<b>2.7</b>	<b>1085/7.2</b>



## 28. Tim Conlin (1985-90) - 1075 Points

Year	GP	FG-FGA	Pct	3FG-A	Pct	FT-FTA	Pct	Reb	Avg	Pts/Avg
1985-86	14	8-21	.381	-	-	6-11	.545	19	1.4	22/1.6
1986-87	18	12-32	.375	0-0	.000	12-19	.632	22	1.2	36/2.0
1987-88	33	29-62	.468	0-0	.000	21-37	.568	37	1.1	79/2.4
1988-89	31	169-317	.533	0-0	.000	94-132	.712	134	4.3	432/13.9
1989-90	34	205-400	.513	0-1	.000	96-139	.691	200	5.9	506/14.9
<b>Career</b>	<b>130</b>	<b>423-832</b>	<b>.508</b>	<b>0-1</b>	<b>.000</b>	<b>229-338</b>	<b>.678</b>	<b>412</b>	<b>3.2</b>	<b>1075/8.3</b>



## 29. Rob Lovelace (2001-02, 03- ) - 1043 Points

Year	GP	FG-FGA	Pct	3FG-A	Pct	FT-FTA	Pct	Reb	Avg	Pts/Avg
2001-02	14	8-21	.381	-	-	6-11	.545	19	1.4	22/1.6
2003-04	18	12-32	.375	0-0	.000	12-19	.632	22	1.2	36/2.0
2004-05	33	29-62	.468	0-0	.000	21-37	.568	37	1.1	79/2.4
2005-06	31	169-317	.533	0-0	.000	94-132	.712	134	4.3	432/13.9
<b>Career</b>	<b>139</b>	<b>363-784</b>	<b>.462</b>	<b>74-222</b>	<b>.333</b>	<b>245-380</b>	<b>.645</b>	<b>328</b>	<b>2.4</b>	<b>1043/7.5</b>



## 30. Sam Lamontagne (2002- ) - 1029 Points

Year	GP	FG-FGA	Pct	3FG-A	Pct	FT-FTA	Pct	Reb	Avg	Pts/Avg
2002-03	31	62-169	.367	26-84	.310	16-16	1.000	55	1.8	166/5.4
2003-04	31	105-290	.362	38-117	.325	76-95	.800	90	2.9	324/10.5
2004-05	37	104-229	.454	47-108	.435	71-107	.664	89	2.4	326/8.8
2005-06	27	70-173	.405	47-108	.435	26-46	.565	44	1.6	213/7.9
<b>Career</b>	<b>126</b>	<b>341-861</b>	<b>.396</b>	<b>158-417</b>	<b>.379</b>	<b>189-264</b>	<b>.716</b>	<b>278</b>	<b>2.2</b>	<b>1029/8.2</b>



Through games of March 4, 2006

## Individual Records

### Single-Game Scoring

(All 30-point games)

Pts	Player	Opponent	Date, Location
49 *	Byron Tokarchuk	at British Columbia	Feb. 27, 1988 at Vancouver
47	Dean Wiebe	at Calgary	Nov. 27, 1993 at Calgary
42	James Kenyon	at Regina	Oct. 13, 2001 at Regina
41	Andrew Spagrud	at Calgary	Feb. 14, 2004 at Calgary
40 #	Dean Wiebe	vs Brandon	Oct. 22, 1993 at Regina
40	Roger Ganes	British Columbia	Jan. 29, 1977 at Saskatoon
39	Byron Tokarchuk	Manitoba	Nov. 23, 1985 at Saskatoon
39	Dean Wiebe	British Columbia	Feb. 18, 1994 at Saskatoon
39	Kevin Grandberg	at Calgary	Jan. 19, 1996 at Calgary
39	Andrew Spagrud	Manitoba	Nov. 21, 2004 at Saskatoon
38	Bill Lacy	Brandon	Dec. 4, 1971 at Saskatoon
38 *	Bill Lacy	at British Columbia	Feb. 26, 1972 at Vancouver
38	Dean Wiebe	at British Columbia	Jan. 15, 1994 at Vancouver
37	Byron Tokarchuk	at Brandon	Nov. 15, 1985 at Brandon
37	Sheldon Ryma	British Columbia	Dec. 3, 1988 at Saskatoon
36	Roger Ganes	Lethbridge	Feb. 6, 1976 at Saskatoon
36	Roger Ganes	British Columbia	Jan. 28, 1977 at Saskatoon
36	Byron Tokarchuk	at Calgary	Jan. 22, 1988 at Calgary
36	Andrew Spagrud	Winnipeg	Nov. 19, 2004 at Saskatoon
35	Roger Ganes	at British Columbia	Nov. 20, 1976 at Vancouver
35	Sheldon Ryma	at Calgary	Feb. 17, 1989 at Calgary
35	Tim Conlin	at British Columbia	Dec. 2, 1989 at Vancouver
35	Dean Wiebe	Lethbridge	Jan. 22, 1994 at Saskatoon
35	Dean Wiebe	Calgary	Feb. 5, 1994 at Saskatoon
34	Dean Farris	British Columbia	Jan. 25, 1974 at Saskatoon
34	Murray Hall	vs Alberta	Oct. 28, 1978 at Lethbridge
34	Murray Redekop	at Victoria	Jan. 30, 1982 at Victoria
34	Darrin Rask	Brandon	Oct. 27, 1990 at Saskatoon
34	Dean Wiebe	at Victoria	Jan. 29, 1994 at Victoria
34	James Kenyon	at Brandon	Nov. 23, 2001 at Brandon
34 *	James Kenyon	at Alberta	Feb. 23, 2002 at Edmonton
33 #	Dean Farris	Brandon	Nov. 9, 1973 at Saskatoon
33	Roger Ganes	Brandon	Nov. 10, 1973 at Saskatoon
33	Roger Ganes	British Columbia	Feb. 14, 1976 at Saskatoon
33	Roger Ganes	UND-Williston	Dec. 3, 1976 at Saskatoon
33	Mark Redekop	Calgary	Jan. 23, 1981 at Saskatoon
33	Sheldon Ryma	at Calgary	Jan. 14, 1989 at Calgary
33	Dean Wiebe	at Lethbridge	Nov. 12, 1993 at Lethbridge
33	Kevin Grandberg	British Columbia	Feb. 2, 1996 at Saskatoon
33	Ryan Leier	at Calgary	Feb. 19, 1999 at Calgary
33	Andrew Spagrud	at Manitoba	Jan. 16, 2004 at Winnipeg
33	Andrew Spagrud	Concordia	Oct. 22, 2005 at Saskatoon
32	Dean Farris	UND-Williston	Jan. 4, 1975 at Saskatoon
32 #	Mark Peters	vs Wilfred Laurier	Oct. 26, 1984 at Winnipeg
32	Byron Tokarchuk	Lethbridge	Jan. 30, 1987 at Saskatoon
32	Byron Tokarchuk	at Alberta	Nov. 28, 1987 at Edmonton
32	Byron Tokarchuk	vs Victoria	Dec. 28, 1987 at Winnipeg
32	Tim Conlin	vs Acadia	Nov. 11, 1988 at Waterloo
32	Darrin Rask	Victoria	Nov. 21, 1992 at Saskatoon
32	Dean Wiebe	at Alberta	Feb. 11, 1994 at Edmonton
32	Whitney Harris	at Lethbridge	Jan. 11, 1997 at Lethbridge
32	James Kenyon	Alberta	Nov. 23, 2002 at Saskatoon
31	Robin Fry	Manitoba	Feb. 27, 1965 at Saskatoon
31	Paul Jacoby	British Columbia	Feb. 22, 1975 at Saskatoon
31	Bob Thompson	UND-Williston	Dec. 4, 1976 at Saskatoon
31	Mark Redekop	Brandon	Oct. 31, 1981 at Saskatoon
31	Byron Tokarchuk	at Victoria	Feb. 22, 1986 at Victoria
31	Byron Tokarchuk	vs Toronto	Nov. 15, 1987 at Winnipeg
31	Byron Tokarchuk		

# SCORING

## Season Scoring

Player	Season	GP	Pts
1. Byron Tokarchuk	1987-88	39	917
2. Byron Tokarchuk	1984-85	37	790
3. Byron Tokarchuk	1985-86	39	789
4. Andrew Spagrud	2004-05	38	780
5. James Kenyon	2001-02	34	709
6. Dean Wiebe	1993-94	28	706
7. Sheldon Ryma	1988-89	31	679
8. Mark Redekop	1981-82	32	650
9. Andrew Spagrud	2003-04	32	637
10. Andrew Spagrud	2005-06	35	627
11. Dean Wiebe	1992-93	35	614
12. Roger Ganes	1975-76	29	606
13. Whitney Harris	1996-97	32	597
14. Byron Tokarchuk	1986-87	28	573
15. Calvin Palmer	2001-02	35	565
16. Roger Ganes	1976-77	26	554
17. Blair Garneau	1990-91	33	546
18. Jody Glines	1997-98	34	542
19. James Kenyon	2002-03	31	538
20. Whitney Harris	1995-96	28	514
21. Richard Lovelace	1994-95	31	511
22. Murray Redekop	1981-82	29	510
23. Tim Conlin	1989-90	34	506
24. David Karwacki	1987-88	38	503
25. Mark Redekop	1980-81	26	500

## Career Scoring

Player	Seasons	GP	Pts
1. Byron Tokarchuk	1983-88	171	3445
2. Dean Wiebe	1989-94	151	2280
3. Roger Ganes	1973-78	125	2244
4. Andrew Spagrud	2003-06	105	2044
5. Kirk Jones	1983-88	167	1865
6. Whitney Harris	1992-97	154	1748
7. Sheldon Ryma	1984-89	159	1713
8. Bob Thompson	1970-74,76-77	122	1705
9. Matt McCullough	1987-92	133	1681
10. James Kenyon	1999-00,01-03	90	1635
11. Tom Gosse	1966-70,71-72	118	1619
12. Jody Glines	1994-98,99-01	140	1602
13. Matt Greenberg	2001-06	170	1593
14. Darrin Rask	1987-93	161	1559
15. John Cleland	1983-88	173	1531
16. Doug Wegren	1989-93	119	1526
17. Scott Ferguson	1991-96	147	1448
18. David Karwacki	1983-88	149	1396
19. Paul Jacoby	1969-73,74-75	111	1362
20. Blair Garneau	1986-88,89-92	120	1307
21. Calvin Palmer	1999-02	91	1305
22. Greg Jockims	1983-88	158	1298
23. Ryan Leier	1995-97,98-01	134	1276
24. Mark Redekop	1980-82	58	1150
25. Kevin Grandberg	1993-96	86	1102
26. Jamie Charlton	1995-97,99-02	137	1095
27. Seth Lang	1998-03	151	1085
28. Tim Conlin	1985-90	130	1075
29. Rob Lovelace	2001-02, 03-06	139	1043
30. Sam Lamontagne	2002-06	126	1029

## Career 30-Plus Point Games

Byron Tokarchuk (14), Dean Wiebe (11), Roger Ganes (9), James Kenyon (8), Andrew Spagrud (6), Sheldon Ryma (5), Dean Faris (3), Darrin Rask (3), Doug Wegren (3), Tim Conlin (2), Whitney Harris (2), Tom Gosse (2), Kevin Grandberg (2), Bill Lacy (2), Mark Redekop (2), Bob Thompson (2), Robin Fry (1), Murray Hall (1), Mark Hopkins (1), Jody Glines (1), Paul Jacoby (1), Ryan Leier (1), Richard Lovelace (1), Calvin Palmer (1), Mark Peters (1), Murray Redekop (1)

## Season Scoring Average

(minimum 20 games)

Player	Season	GP	Pts	Avg
1. Dean Wiebe	1993-94	28	706	25.2
2. Byron Tokarchuk	1987-88	39	917	23.5
3. Sheldon Ryma	1988-89	31	679	21.9
4. Byron Tokarchuk	1984-85	37	790	21.4
5. Roger Ganes	1976-77	26	554	21.3
6. Roger Ganes	1975-76	29	606	20.9
7. James Kenyon	2001-02	34	709	20.9
8. Andrew Spagrud	2004-05	38	780	20.5
Byron Tokarchuk	1986-87	28	573	20.5
10. Mark Redekop	1981-82	32	650	20.3
11. Byron Tokarchuk	1985-86	39	789	20.2
12. Andrew Spagrud	2003-04	32	637	19.9
13. Mark Redekop	1980-81	26	500	19.2
14. Dean Faris	1973-74	25	472	18.8
15. Whitney Harris	1996-97	32	597	18.7
16. Bill Lacy	1971-72	25	460	18.4
17. Whitney Harris	1995-96	28	514	18.4
18. Murray Redekop	1980-81	24	435	18.1
19. Andrew Spagrud	2005-06	35	627	17.9
20. Bob Thompson	1973-74	26	461	17.7
Roger Ganes	1977-78	23	407	17.7
22. Murray Redekop	1981-82	29	510	17.6
23. Dean Wiebe	1992-93	35	614	17.5
24. James Kenyon	2002-03	31	538	17.4
25. Tom Gosse	1967-68	20	342	17.1
Roger Ganes	1974-75	27	461	17.1

## Career Scoring Average

(minimum 40 games)

Player	Seasons	GP	Pts	Avg
1. Byron Tokarchuk	1983-88	171	3445	20.1
2. Mark Redekop	1980-82	58	1150	19.8
3. Andrew Spagrud	2003-06	105	2044	19.5
4. James Kenyon	1999-00,01-03	90	1635	18.2
5. Roger Ganes	1973-78	125	2244	18.0
6. Murray Redekop	1980-82	53	945	17.8
7. Dean Wiebe	1989-94	151	2280	15.1
8. Calvin Palmer	1999-02	91	1305	14.3
9. Bob Thompson	1970-74,76-77	122	1705	14.0
10. Dean Faris	1971-75	61	839	13.8
11. Tom Gosse	1966-70,71-72	118	1619	13.7
12. Doug Wegren	1989-93	119	1526	12.8
Kevin Grandberg	1993-96	86	1102	12.8
14. Matt McCullough	1987-92	133	1681	12.6
15. Paul Jacoby	1969-73,74-75	111	1362	12.3
16. Jody Glines	1994-98,99-01	140	1602	11.4
Whitney Harris	1992-97	154	1748	11.4
18. Kirk Jones	1983-88	167	1865	11.2
19. Dale Galan	1966-67,68-69	54	603	11.2
20. Blair Garneau	1986-88,89-92	120	1307	10.9
21. Sheldon Ryma	1984-89	159	1713	10.8
22. Stewart Bauck	1976-79	66	687	10.6
23. Richard Lovelace	1991, 93, 95	69	690	10.0

## Career 40-Plus Point Games

Dean Wiebe (2), Roger Ganes (1), James Kenyon (1), Andrew Spagrud (1), Byron Tokarchuk (1)

## Season 30-Plus Point Games

Player	Season	No.
1. Dean Wiebe	1993-94	11
2. Byron Tokarchuk	1987-88	7
3. Sheldon Ryma	1988-89	5
4. Roger Ganes	1976-77	4
Byron Tokarchuk	1985-86	4
James Kenyon	2001-02	4
7. Roger Ganes	1975-76	3
Andrew Spagrud	2004-05	3

## Team Records

### Single-Game Scoring


Opponent	Date	Pts
1. vs Briercrest	10/12/00	123 #
2. British Columbia	02/02/91	116
Prairie Bible	09/28/97	116 #
4. British Columbia	01/09/88	114
5. Lethbridge	01/19/91	113
at Regina	11/05/99	113
Calgary	11/23/90	113
8. Regina	01/11/02	112
9. Calgary	02/05/88	111
10. Lethbridge	02/17/96	110 ~
Regina	10/28/89	110
Calgary	11/10/95	110

### Season Scoring

Season	GP	Pts
1. 1987-88	39	3475
2. 2004-05	38	3084
3. 1981-82	42	3050
4. 1985-86	39	3042
5. 1990-91	33	3005
6. 1984-85	40	2980
7. 2005-06	38	2847
8. 2001-02	35	2798
9. 1992-93	35	2694
10. 1989-90	34	2671

### Season Scoring Average

Season	GP	Pts	Avg
1. 1990-91	33	3005	91.1
2. 1987-88	39	3475	89.1
3. 1991-92	26	2294	88.2
4. 1995-96	28	2380	85.0
5. 1993-94	28	2276	81.3
6. 2004-05	38	3084	81.2
7. 1971-72	28	2081	80.0
8. 2001-02	35	2798	79.9
9. 1994-95	31	2467	79.6
10. 2002-03	31	2454	79.2



Andrew Spagrud tops the all-time career field goal percentage list. (S. Dutchak)

## Individual Records

### Single-Game Field Goals Made

1. 19, Byron Tokarchuk; at UBC (02/27/88) \*
2. 17, Bill Lacy; at UBC (02/26/72) \*
- 17, Dean Wiebe; at Calgary (11/27/93)
4. 16, Dean Faris; British Columbia (01/25/74)
- 16, Roger Ganes; Brandon (11/10/73)
6. 15, Andrew Spagrud; at Calgary (02/14/04)
- 15, Byron Tokarchuk; at Calgary (01/22/88)
- 15, Dean Faris; UND-Williston (01/04/75)
- 15, Dean Wiebe; at UBC (01/15/94)
- 15, Kevin Grandberg; at Calgary (01/19/96)
- 15, Roger Ganes; Lethbridge (02/06/76)
- 15, Tim Conlin; vs Acadia (11/11/88)

### Season Field Goals Made

Player	Season	GP	FG
1. Byron Tokarchuk	1987-88	39	355
2. Byron Tokarchuk	1985-86	39	321
3. Byron Tokarchuk	1984-85	37	319
4. Andrew Spagrud	2004-05	38	278
5. Mark Redekop	1981-82	32	254
6. Dean Wiebe	1993-94	28	250
7. Andrew Spagrud	2003-04	32	245
8. Andrew Spagrud	2005-06	35	239
9. Dean Wiebe	1992-93	35	238
10. Sheldon Ryma	1988-89	31	233
James Kenyon	2001-02	34	233

### Career Field Goals Made

Player	Seasons	GP	FG
1. Byron Tokarchuk	1983-88	171	1372
2. Roger Ganes	1973-78	125	848
3. Dean Wiebe	1989-94	151	832
4. Andrew Spagrud	2003-06	105	762
5. Kirk Jones	1983-88	167	761
6. Bob Thompson	1970-74,76-77	122	713
7. Sheldon Ryma	1984-89	159	666
8. Whitney Harris	1992-97	154	658
9. Tom Gosse	1966-70,71-72	118	655
10. John Cleland	1983-88	173	596
11. Doug Wegren	1989-93	119	595
12. Matt Greenberg	2001-06	170	592

### Single-Game Field Goal Attempts

1. 33, Bruce Hamilton; Victoria (01/26/79)
2. 30, Byron Tokarchuk; at UBC (02/27/88) \*
- 30, Dean Wiebe; UBC (02/18/94)
- 30, James Kenyon; Regina (01/12/02)
5. 28, Bob Mirwald; Calgary (01/19/62)
- 28, Dean Faris; UBC (01/25/74)
- 28, Dean Faris; MSU-Northern (11/17/73)
- 28, Gary Beckie; at Calgary (01/19/80)
- 28, Roger Ganes; UBC (01/28/77)
10. 27, Dean Faris; at Alberta (02/02/74)
- 27, Dean Faris; at Lethbridge (02/23/74)
- 27, Dean Faris; MSU-Northern (11/16/73)

### Season Field Goal Attempts

Player	Season	GP	FGA
1. Byron Tokarchuk	1985-86	39	628
2. Byron Tokarchuk	1987-88	39	627
3. James Kenyon	2001-02	34	562
4. Byron Tokarchuk	1984-85	37	550
5. Roger Ganes	1975-76	29	514
6. Dean Faris	1973-74	25	499
7. Sheldon Ryma	1988-89	31	492
8. Andrew Spagrud	2004-05	38	468
9. Mark Redekop	1981-82	32	467
10. Whitney Harris	1996-97	32	464

## Career Field Goal Attempts

Player	Seasons	GP	FGA
1. Byron Tokarchuk	1983-88	171	2536
2. Roger Ganes	1973-78	125	1804
3. Tom Gosse	1966-70,71-72	118	1590
4. Bob Thompson	1970-74,76-77	122	1565
5. Dean Wiebe	1989-94	151	1462
6. Sheldon Ryma	1984-89	159	1428
7. Kirk Jones	1983-88	167	1413
8. Matt McCullough	1987-92	133	1348
9. Andrew Spagrud	2003-06	105	1338
10. John Cleland	1983-88	173	1334

### Single-Game Field Goal Percentage

(Minimum 8 made)

1. 1.000 (10-10) Kirk Jones; Manitoba (10/29/87)
- 1.000 (9-9) Byron Tokarchuk; at Victoria (02/12/88)
- 1.000 (8-8) Sam Lamontagne; Windsor (10/21/04)
4. .923 (12-13) Calvin Palmer; at Calgary (01/26/01)
5. .920 (11-12) Byron Tokarchuk; Calgary (02/06/88)
6. .909 (10-11) Dean Wiebe; UBC (11/15/91)
- .909 (10-11) Andrew Spagrud; at Lethbridge (11/12/04)
- .909 (10-11) Doug Wegren; at Manitoba (10/20/90)
9. .900 (9-10) Doug Wegren; at Alberta (01/11/92)
- .900 (9-10) Kevin Langdon; vs Alberta (12/29/04)
- .900 (9-10) Kyle Grant; at TWU (02/11/05)

### Season Field Goal Percentage

(Minimum 60 made)

Player	Season	FG-A	Pct
1. Dean Wiebe	1991-92	123-192	.641
2. Whitney Harris	1994-95	120-197	.609
3. Kirk Jones	1987-88	188-309	.608
4. Whitney Harris	1995-96	198-327	.606
5. Dean Wiebe	1989-90	101-170	.594
Andrew Spagrud	2004-05	278-468	.594
7. Calvin Palmer	2000-01	153-258	.593
8. Dean Wiebe	1990-91	120-205	.585
9. Byron Tokarchuk	1984-85	319-550	.580
10. Andrew Spagrud	2003-04	245-425	.576

### Career Field Goal Percentage

(Minimum 200 made)

Player	Seasons	FG-A	Pct
1. Andrew Spagrud	2003-06	762-1338	.570
2. Dean Wiebe	1989-94	832-1462	.569
3. Byron Tokarchuk	1983-88	1372-2536	.541
4. Mark Redekop	1980-82	456-844	.540
5. Kirk Jones	1983-88	761-1413	.539
6. Whitney Harris	1992-97	658-1222	.538
Calvin Palmer	1999-02	470-873	.538
8. Murray Redekop	1980-82	410-777	.528
9. Kevin Grandberg	1993-96	410-787	.521
10. Doug Wegren	1989-93	595-1166	.510
11. Greg Jockims	1983-88	513-1008	.509

## Team Records

### Single-Game Field Goals Made

Opponent	Date	FG
1. at Regina	12/08/74	49
2. vs Briercrest	10/12/00	47
3. Lethbridge	01/19/91	45
Lethbridge	11/21/80	45
5. Prairie Bible	09/28/97	43
6. Calgary	02/05/88	42
at Regina	12/07/74	42
8. Lethbridge	01/18/91	41
Lethbridge	01/19/91	41
vs UPEI	03/13/88	41 ^

## Single-Game Field Goal Attempts

Opponent	Date	FG
1. at Alberta	02/14/58	96
2. Alberta	11/22/02	91
3. Regina	11/12/02	90
at Alberta	11/24/79	90
5. Calgary	01/23/81	88
Prairie Bible	09/28/97	88
at Winnipeg	10/21/90	88
8. Regina	02/08/77	87
Brandon	10/27/90	87
10. Lethbridge	01/18/91	86
UBC	01/26/74	86
at Calgary	02/02/79	86
at Regina	10/15/97	86

### Single-Game Field Goal Percentage

Opponent	Date	FG-A	Pct
1. at Lethbridge	01/27/06	33-45	.733
2. Calgary	02/06/88	40-58	.689
3. vs Winnipeg	12/29/87	36-55	.655
4. at Alberta	11/14/92	30-46	.652
5. UBC	01/21/05	35-54	.648
6. vs York	11/04/93	36-56	.643
vs Alberta	12/29/04	36-56	.643
8. vs Toronto	11/15/87	34-53	.642
9. Lethbridge	11/19/05	31-49	.633
10. Alberta	11/06/87	36-58	.621
15. Alberta	02/26/93	30-50	.600*

### Season Field Goals Made

Season	GP	FG
1. 1987-88	39	1291
2. 2004-05	38	1079
3. 1990-91	33	1072
4. 2005-06	38	1036
5. 1992-93	35	980
6. 1989-90	34	955
7. 2001-02	35	954
8. 1966-67	35	941
9. 1994-95	31	912
10. 2003-04	32	897

### Season Field Goal Attempts

Season	GP	FGA
1. 1987-88	39	2441
2. 1966-67	35	2370
3. 1990-91	33	2347
4. 2001-02	35	2313
5. 2004-05	38	2247
6. 2002-03	31	2199
7. 2005-06	38	2196
8. 1997-98	34	2138
9. 1989-90	34	2057
10. 2003-04	32	2005

### Season Field Goal Percentage

Season	FG-A	Pct
1. 1987-88	1291-2441	.529
2. 1993-94	837-1691	.495
3. 1992-93	980-1999	.490
4. 1986-87	890-1823	.488
5. 2004-05	1079-2247	.480
6. 1995-96	857-1793	.478
7. 2005-06	1036-2196	.472
8. 1989-90	955-2057	.464
1991-92	804-1733	.464
10. 1994-95	912-1973	.462
1988-89	842-1822	.462

# THREE-POINT FIELD GOALS

## Individual Records

### Single-Game 3-Point FGs Made

- 8, David Karwacki; vs UW0 (03/11/88) ^
- 8, Darrin Rask; Brandon (10/27/90)
- 6, David Karwacki; vs Winnipeg (11/12/87)
- 6, David Karwacki; at UBC (02/19/88)
- 6, Darrin Rask; Calgary (01/06/90)
- 6, Darrin Rask; Alberta (01/23/93)
- 6, Darrin Rask; UBC (02/13/93)
- 6, Tyler Stuart; Calgary (11/10/95)
- 6, James Kenyon; at Regina (11/05/99)
- 6, Derek Boechler; Regina (02/03/01)
- 6, Jamie Charlton; Calgary (11/17/01)
- 6, Jamie Charlton; Regina (01/11/02)
- 6, Mitchell Grant; Victoria (02/08/02)
- 6, James Kenyon; at Alberta (02/23/02)
- 6, Mitchell Grant; Calgary (01/03/03)
- 6, Sam Lamontagne; MSU-Northern (10/22/04)
- 6, Sam Lamontagne; TRU (01/07/06)

### Season Three-Point FGs Made

Player	Season	GP	3FG
1. David Karwacki	1987-88	38	118
2. Darrin Rask	1989-90	34	83
3. Darrin Rask	1990-91	33	71
4. Jamie Charlton	2001-02	35	62
Levi Vann	2004-05	38	62
6. James Kenyon	2001-02	34	57
7. David Karwacki	1986-87	29	55
8. Darrin Rask	1992-93	35	54
9. Mitchell Grant	2002-03	31	52
10. Matt McCullough	1989-90	33	50

### Career Three-Point FGs Made

Player	Seasons	GP	3FG
1. Darrin Rask	1987-93	161	260
2. David Karwacki	1983-88	149	173
3. Sam Lamontagne	2002-06	126	158
4. Matt McCullough	1987-92	133	150
5. James Kenyon	1999-00,01-03	90	146
6. Jamie Charlton	1995-97,99-02	137	136
7. Matt Greenberg	2001-06	170	127
8. Ryan Leier	1995-97,98-01	134	123
9. Kyle Grant	2003-06	99	113
10. Levi Vann	2003-06	78	111

### Single-Game 3-Point FG Attempts

- 15, Sam Lamontagne; TRU (01/07/06)
- 14, Darrin Rask; Brandon (10/27/90)
- 14, Darrin Rask; vs Ryerson (11/09/90)
- 13, David Karwacki; vs Winnipeg (11/12/87)
- 12, David Karwacki; Calgary (01/31/87)
- 12, Darrin Rask; Victoria (01/05/91)
- 12, Jamie Charlton; Calgary (11/17/01)
- 12, Mitchell Grant; at SFU (11/09/02)
- 11, David Karwacki; at Victoria (02/12/88)
- 11, David Karwacki; vs UW0 (03/11/88) ^
- 11, Darrin Rask; at Winnipeg (10/21/90)
- 11, Darrin Rask; Victoria (01/05/91)
- 11, Jamie Charlton; Regina (01/11/02)
- 11, Mitchell Grant; Calgary (01/03/03)

### Season Three-Point FG Attempts

Player	Season	GP	3FGA
1. David Karwacki	1987-88	38	240
2. Darrin Rask	1990-91	33	183
3. Darrin Rask	1989-90	34	179
Jamie Charlton	2001-02	35	179
5. James Kenyon	2001-02	34	157
Levi Vann	2004-05	38	157
7. Darrin Rask	1992-93	35	153
8. Mitchell Grant	2002-03	31	145
9. Kyle Grant	2005-06	37	136
10. B.J. Melle	1997-98	34	132

## Career Three-Point FG Attempts

Player	Seasons	GP	3FGA
1. Darrin Rask	1987-93	161	656
2. Matt McCullough	1987-92	133	424
3. Sam Lamontagne	2002-06	126	417
4. Jamie Charlton	1995-97,99-02	137	414
5. James Kenyon	1999-00,01-03	90	401
6. Ryan Leier	1995-97,98-01	134	386
7. Matt Greenberg	2001-06	170	385
8. David Karwacki	1983-88	149	366
9. Levi Vann	2003-06	78	325
10. Kyle Grant	2003-06	136	301

### Single-Game 3-Point FG Percentage

(minimum 6 made)

1. 1.000 (6-6)	Sam Lamontagne; MSU-Northern(10/22/04)
2. .750 (6-8)	Darrin Rask; Calgary (01/06/90)
.750 (6-8)	Darrin Rask; UBC (02/13/93)
.750 (6-8)	Tyler Stuart; Calgary (11/10/95)
.750 (6-8)	James Kenyon; at Regina (11/05/99)
.750 (6-8)	Derek Boechler; Regina (02/03/01)
.750 (6-8)	James Kenyon; at Alberta (02/23/02)
8. .727 (8-11)	David Karwacki; vs UW0 (03/11/88) ^
9. .667 (6-9)	Darrin Rask; Alberta (01/23/93)
.667 (6-9)	Mitchell Grant; Victoria (02/08/02)

### Season 3-Point FG Percentage

(Minimum 20 made)

Player	Season	3FG-A	Pct
1. David Karwacki	1987-88	118-240	.492
2. Mitchell Grant	2001-02	28-58	.483
3. Darrin Rask	1989-90	83-179	.464
4. Scott Moore	1995-96	28-61	.459
5. Darrin Rask	1988-89	32-70	.457
6. John Cleland	1987-88	31-70	.443
7. David Karwacki	1986-87	55-126	.437
8. Jody Glines	1999-00	34-78	.436
9. Sam Lamontagne	2004-05	47-108	.435
Sam Lamontagne	2005-06	47-108	.435

### Career 3-Point FG Percentage

(Minimum 50 made)

Player	Seasons	3FG-A	Pct
1. David Karwacki	1983-88	173-366	.473
2. Mitchell Grant	2001-04	86-213	.404
3. Darrin Rask	1987-93	260-656	.396
4. Sam Lamontagne	2002-06	158-417	.379
5. Kyle Grant	2003-06	113-301	.375
6. Jordan Harbidge	2003-06	65-176	.369
7. Jody Glines	1994-98,99-01	84-230	.365
8. James Kenyon	1999-00,01-03	146-401	.364
9. Matt McCullough	1987-92	150-424	.354
10. Paul Seipp	1996-00	52-148	.351

## Team Records

### Single-Game 3-Point FGs Made

Opponent	Date	3FG
1. vs Queen's	10/16/04	14
Brandon	10/24/02	14
Brandon	10/27/90	14
4. Victoria	02/08/02	13
Regina	10/05/04	13
vs Concordia	10/30/04	13
at Regina	11/05/99	13
8. Calgary	01/03/03	12
Lethbridge	01/14/05	12
Calgary	11/10/95	12
11. at Alberta	02/23/02	11 *

## Single-Game 3-Point FG Attempts

Opponent	Date	3FGA
1. Brandon	10/27/90	34
2. Brandon	10/24/02	33
3. Calgary	01/10/04	32
Regina	10/05/04	32
at Simon Fraser	11/09/02	32
6. at Brandon	10/19/02	30
7. Lethbridge	01/14/05	29
UBC	11/15/97	29
8. at Calgary	01/19/02	28
at Calgary	02/20/98	28

### Single-Game 3-Point FG Percentage

(minimum 10 made)

Opponent	Date	3FG-A	Pct
1. Calgary	11/10/95	12-14	.857
2. vs Queen's	10/16/04	14-22	.363
3. at Regina	11/05/99	13-22	.591
4. Victoria	02/08/02	13-23	.565
5. Alberta	01/23/99	10-18	.556
Alberta	02/24/06	10-18	.556
7. Alberta	11/05/04	10-19	.526
8. Alberta	02/13/98	11-21	.524
9. at TWU	02/11/05	11-22	.500
10. Waterloo	10/23/03	10-20	.500

### Season Three-Point FGs Made

Season	GP	3FG
1. 2004-05	38	277
2. 2001-02	35	227
3. 2002-03	31	211
4. 2005-06	38	208
5. 1997-98	34	191
6. 2003-04	32	189
7. 1987-88	39	175
8. 1990-91	33	172
9. 1989-90	34	170
10. 2000-01	29	153

### Season Three-Point FG Attempts

Season	GP	3FGA
1. 2004-05	38	747
2. 2001-02	35	635
3. 2002-03	31	618
4. 1997-98	34	595
5. 2005-06	38	589
6. 2003-04	32	569
7. 1990-91	33	511
8. 2000-01	29	478
9. 1998-99	31	473
10. 1999-00	27	433

### Season Three-Point FG Percentage

Season	3FG-A	Pct
1. 1987-88	175-381	.459
2. 1989-90	170-393	.433
3. 1986-87	71-182	.390
4. 2004-05	277-747	.371
5. 1988-89	126-343	.367
6. 2001-02	227-635	.357
7. 2005-06	208-589	.353
8. 1995-96	118-336	.351
9. 2002-03	211-618	.341
10. 1992-93	116-341	.340

## Individual Records

### Single-Game Free Throws Made

1. 18, Dean Wiebe; vs Brandon (10/22/93)
- 18, Sheldon Ryma; UBC (12/02/88)
3. 17, James Kenyon; Winnipeg (10/18/02)
4. 15, Dale Galan; Alberta (01/17/69)
- 15, Dean Wiebe; Calgary (02/05/94)
- 15, Sheldon Ryma; at UBC (02/03/89)
- 14, Calvin Palmer; at Manitoba (11/18/00)
- 14, Roger Ganes; UBC (01/29/77)
- 14, Whitney Harris; vs Briercrest (10/18/96)
10. 13, Dean Wiebe; Lethbridge (01/22/94)
- 13, Dennis McCarthy; Dickinson State (03/03/56)
- 13, James Kenyon; at TWU (01/04/02)
- 13, James Kenyon; Calgary (01/04/03)
- 13, James Kenyon; Calgary (10/25/02)
- 13, John Dewar; Alberta (02/01/85)
- 13, Ryan Kazakoff; Lethbridge (11/28/98)
- 13, Sheldon Ryma; Calgary (02/17/89)
- 13, Whitney Harris; Calgary (01/17/97)

### Season Free Throws Made

Player	Season	GP	FT
1. Andrew Spagrud	2004-05	38	211
2. Byron Tokarchuk	1987-88	39	207
3. Dean Wiebe	1993-94	28	201
4. James Kenyon	2001-02	34	186
5. Sheldon Ryma	1988-89	31	176
6. Whitney Harris	1996-97	32	160
7. Bill Lacy	1971-72	25	156
8. James Kenyon	2002-03	31	155
9. Roger Ganes	1975-76	29	154
10. Byron Tokarchuk	1984-85	37	152

### Career Free Throws Made

Player	Seasons	GP	FT
1. Byron Tokarchuk	1983-88	171	701
2. Dean Wiebe	1989-94	151	611
3. Roger Ganes	1973-78	125	548
4. Andrew Spagrud	2003-06	105	499
5. Whitney Harris	1992-97	154	431
6. James Kenyon	1999-00,01-03	90	429
7. Matt McCullough	1987-92	133	427
8. Scott Ferguson	1991-96	147	380
9. Calvin Palmer	1999-02	91	354
10. Jody Glines	1994-98,99-01	140	352

### Single-Game Free Throw Attempts

1. 27, Dean Wiebe; vs Brandon (10/22/93)
2. 20, Sheldon Ryma; UBC (12/02/88)
3. 19, Andrew Spagrud; Manitoba (11/21/04)
- 19, James Kenyon; Winnipeg (10/18/02)
5. 18, Andrew Spagrud; TWU (10/25/03)
- 18, Bill Lacy; at Manitoba (02/20/72) \*
- 18, Dean Wiebe; Calgary (02/05/94)
- 18, Kevin Grandberg; UBC (02/02/96)
- 18, Roger Ganes; UBC (01/29/77)
10. 17, Byron Tokarchuk; Calgary (01/31/87)
- 17, Seth Lang; at Lethbridge (01/26/02)
- 17, Sheldon Ryma; at UBC (02/03/89)

### Season Free Throw Attempts

Player	Season	GP	FTA
1. Andrew Spagrud	2004-05	38	323
2. Byron Tokarchuk	1987-88	39	309
3. Roger Ganes	1975-76	29	257
4. Andrew Spagrud	2003-06	35	254
5. Dean Wiebe	1993-94	28	252
6. Byron Tokarchuk	1984-85	37	240
7. Calvin Palmer	2001-02	35	225
8. James Kenyon	2001-02	34	224
9. Sheldon Ryma	1988-89	31	218
Byron Tokarchuk	1985-86	39	218

## Career Free Throw Attempts

Player	Seasons	GP	FTA
1. Byron Tokarchuk	1983-88	171	1124
2. Roger Ganes	1973-78	125	852
3. Andrew Spagrud	2003-05	105	794
4. Dean Wiebe	1989-94	151	789
5. Whitney Harris	1992-97	154	586
6. Scott Ferguson	1991-96	147	578
7. Matt McCullough	1987-92	133	541
8. Calvin Palmer	1999-02	91	538
9. Blair Garneau	1986-88,89-92	120	537
10. Jody Glines	1994-98,99-01	140	532

### Single-Game FT Percentage

- 1.1.000 (12-12), Bill Lacy; Brandon (12/04/71)
- 1.000 (12-12), Bill Lacy; at Manitoba (02/18/72) \*
- 1.000 (11-11), Brad Wall; Victoria (03/01/80)
- 1.000 (11-11), Carlton Haak; at UBC (01/25/92)
- 1.000 (11-11), Whitney Harris; at Regina (10/22/94)
- 1.000 (10-10), Roger Ganes; at Regina (12/07/74)
- 1.000 (10-10), Sheldon Ryma; UBC (12/03/88)
- 1.000 (10-10), Matt McCullough; Calgary (02/17/89)
- 1.000 (10-10), Blair Garneau; at Manitoba (10/19/90)
- 1.000 (10-10), Dean Wiebe; at Lethbridge (12/01/90)
- 1.000 (10-10), Dean Wiebe; at Lethbridge (02/07/92)
- 1.000 (10-10), Dean Wiebe; UBC (02/13/93)
- 1.000 (10-10), Dean Wiebe; Victoria (11/19/93)
- 1.000 (10-10), Shawn Thorburne; Lethbridge (11/11/94)
- 1.000 (10-10), James Kenyon; Calgary (11/20/99)
- 1.000 (10-10), Rob Lovelace; Montana Tech (10/23/04)

### Season Free Throw Percentage

(Minimum 40 made)

Player	Season	FT-A	Pct
1. James Kenyon	2002-03	155-180	.861
2. James Kenyon	1999-00	88-103	.854
Vance Verhoeven	1999-00	76-89	.854
4. Paul Jacoby	1971-72	46-55	.836
5. James Kenyon	2001-02	186-224	.830
6. Matt McCullough	1989-90	102-123	.829
7. Darrin Rask	1990-91	53-64	.828
Carlton Haak	1992-93	96-116	.828
9. Brad Schoenfeld	1993-94	47-57	.825
10. David Karwacki	1987-88	77-94	.819

### Career Free Throw Percentage

(Minimum 200 made)

Player	Seasons	FT-A	Pct
1. James Kenyon	1999-00,01-03	429-507	.846
2. Paul Jacoby	1969-73,74-75	230-289	.796
3. Matt McCullough	1987-92	427-541	.789
4. Dean Wiebe	1989-94	611-789	.774
5. Mark Redekop	1980-82	238-308	.773
6. Darrin Rask	1987-93	247-323	.765
7. Sheldon Ryma	1984-89	344-457	.753
8. David Karwacki	1983-88	225-302	.745
9. John Cleland	1983-88	302-409	.738
10. Whitney Harris	1992-97	431-586	.735

## Team Records

### Single-Game Free Throws Made

Opponent	Date	FT
1. at Regina	02/21/69	43
2. UBC	01/09/88	38
3. Victoria	01/01/92	37
at Brandon	01/29/72	37
5. Lethbridge	11/11/00	36
vs Brock	11/15/86	36
Lethbridge	11/29/91	36
8. at UBC	01/06/95	34
at UBC	02/03/89	34
Lethbridge	02/17/02	34

## Single-Game FTs Attempted

Opponent	Date	FTA
1. UBC	01/09/88	53
Lethbridge	11/29/91	53
3. at UBC	01/06/95	49
vs Brock	11/15/86	49
5. at Brandon	01/29/72	48
Victoria	02/01/92	48
7. vs Brandon	10/22/93	47
Lethbridge	11/11/00	47
at UBC	11/25/00	47
10. Lethbridge	02/17/02	46
vs Brandon	10/22/93	46
Prairie Bible	09/28/97	46

### Single-Game FT Percentage

(minimum 10 made)

Opponent	Date	FT-A	Pct
1. Victoria	02/17/90	19-20	.950
2. at Victoria	02/13/88	15-16	.938
3. at UBC	02/26/88	14-15	.933
4. Trinity Western	02/01/04	13-14	.929
5. Victoria	11/19/93	24-26	.923
Lethbridge	11/28/92	24-26	.923
7. Brandon	12/04/71	23-25	.920
at Winnipeg	12/29/87	23-25	.920
9. vs Manitoba	11/08/90	22-24	.917
10. Alberta	11/07/87	30-33	.909

### Season Free Throws Made

Season	GP	FT
1. 1987-88	39	718
2. 1990-91	33	689
3. 2001-02	35	663
4. 2004-05	38	649
5. 1992-93	35	618
6. 1988-89	31	603
7. 1991-92	26	584
8. 1996-97	32	580
9. 1989-90	34	579
10. 2005-06	38	567

### Season Free Throw Attempts

Season	GP	FTA
1. 1987-88	39	994
2. 2004-05	38	966
3. 1990-91	33	947
4. 2001-02	35	944
5. 2005-06	38	918
6. 1991-92	26	841
7. 1992-93	35	839
8. 1988-89	31	827
9. 1996-97	32	821
10. 1995-96	28	815
1989-90	34	815

### Season Free Throw Percentage

Season	FT-A	Pct
1. 1992-93	618-839	.737
2. 1988-89	603-827	.729
3. 1990-91	689-947	.728
4. 2002-03	481-665	.723
5. 1987-88	718-994	.722
6. 1993-94	548-767	.714
7. 1989-90	579-815	.710
8. 1996-97	580-821	.706
9. 2001-02	663-944	.702
10. 1971-72	316-451	.701

# REBOUNDING

## Individual Records

### Single-Game Rebounds

- 25, Roger Ganes; at Lethbridge (02/01/75)
- 23, Bob Thompson; at Winnipeg (11/20/71)
- 23, Roger Ganes; UBC (01/28/77)
- 22, Doug Forsyth; Alberta (02/07/70)
- 22, Roger Ganes; Regina (11/01/74)
- 22, Roger Ganes; Regina (11/02/74)
- 21, Roger Ganes; Lethbridge (02/06/76)
- 21, Stan Oleksinski; at Lethbridge (11/19/77)
- 20, Bob Thompson; Lethbridge (01/19/74)
- 20, Byron Tokarchuk; vs Carleton (03/12/88)<sup>^</sup>
- 20, Murray Redekop; at UBC (01/16/81)
- 20, Roger Ganes; at UBC (01/09/76)
- 20, Roger Ganes; UBC (01/29/77)
- 20, Roger Ganes; Lethbridge (11/22/74)
- 20, Tom Gosse; Manitoba (12/08/67)

### Single-Game Offensive Rebounds

- 12, Roger Ganes; UBC (01/28/77)
- 11, Roger Ganes; Brandon (11/10/73)
- 11, Bob Thompson; Lethbridge (01/19/74)
- 11, Byron Tokarchuk; at Victoria (02/07/86)
- 11, Dean Wiebe; at Calgary (01/26/91)
- 10, Mark Hopkins; vs Lethbridge (11/23/74)
- 10, Dean Wiebe; at Calgary (01/26/91)
- 10, Kevin Grandberg; at UBC (01/06/95)
- 10, Byron Tokarchuk; vs Carleton (03/12/88)<sup>^</sup>
- 10, Blair Garneau; Regina (11/06/90)

### Single-Game Defensive Rebounds

- 20, Roger Ganes; at Lethbridge (02/01/75)
- 19, Roger Ganes; vs Lethbridge (02/06/76)
- 15, Roger Ganes; Lethbridge (11/22/74)
- 15, Stan Oleksinski; at Lethbridge (11/19/77)
- 15, Byron Tokarchuk; vs Winnipeg (11/30/85)
- 14, Murray Redekop; Lethbridge (11/22/80)
- 14, Murray Redekop; at UBC (01/16/81)
- 14, Sheldon Ryma; at UBC (02/04/89)
- 14, Jody Glines; at Calgary (01/18/02)
- 13, Wayne Dyck; Calgary (01/23/71)
- 13, Roger Ganes; Victoria (02/08/74)
- 13, Roger Ganes; UBC (01/29/77)
- 13, Andrew Spagrud; at Calgary (11/26/04)

### Season Rebounds

Player	Season	GP	Reb
1. Byron Tokarchuk	1984-85	37	415
2. Byron Tokarchuk	1985-86	39	408
3. Andrew Spagrud	2004-05	38	382
4. Byron Tokarchuk	1987-88	39	375
5. Roger Ganes	1975-76	29	366
6. Roger Ganes	1974-75	27	347
7. Roger Ganes	1976-77	26	340
8. Andrew Spagrud	2003-04	32	319
9. Calvin Palmer	2001-02	35	313
10. Murray Redekop	1981-82	29	294

### Season Offensive Rebounds

Player	Season	GP	O-R
1. Byron Tokarchuk	1985-86	39	152
2. Byron Tokarchuk	1987-88	39	146
3. Calvin Palmer	2001-02	35	138
4. Byron Tokarchuk	1984-85	37	132
5. Andrew Spagrud	2003-04	32	126
6. Andrew Spagrud	2004-05	38	125
7. Bob Thompson	1973-74	26	124
8. Roger Ganes	1976-77	26	123
9. Roger Ganes	1975-76	29	122
10. Roger Ganes	1974-75	27	118

### Season Defensive Rebounds

Player	Season	GP	D-R
1. Byron Tokarchuk	1984-85	37	283
2. Andrew Spagrud	2004-05	38	257
3. Byron Tokarchuk	1985-86	39	256
4. Roger Ganes	1975-76	29	244
5. Roger Ganes	1974-75	27	229
Byron Tokarchuk	1987-88	39	229
7. Roger Ganes	1976-77	26	217
8. Murray Redekop	1981-82	29	205
9. Sheldon Ryma	1988-89	31	200
10. Andrew Spagrud	2003-04	32	193

### Career Rebounds


Player	Seasons	GP	Reb
1. Byron Tokarchuk	1983-88	171	1644
2. Roger Ganes	1973-78	125	1514
3. Bob Thompson	1970-74,76-77	122	1063
4. Andrew Spagrud	2003-06	105	976
5. Kirk Jones	1983-88	167	874
6. Matt Greenberg	2001-06	170	832
7. Sheldon Ryma	1984-89	159	822
8. Whitney Harris	1992-97	154	812
9. Dean Wiebe	1989-94	151	775
10. Jody Glines	1994-98,99-01	140	767
11. Blair Garneau	1986-88,89-92	120	736
12. Calvin Palmer	1999-02	91	709
13. Doug Forsyth	1969-73	80	661
14. Tom Gosse	1966-70,71-72	118	660
15. Doug Wegren	1989-93	119	653
16. Scott Ferguson	1991-96	147	566
17. Murray Redekop	1980-82	53	563
18. John Cleland	1983-88	173	538

### Career Offensive Rebounds

Player	Seasons	GP	O-R
1. Byron Tokarchuk	1983-88	171	619
2. Roger Ganes	1973-78	125	553
3. Bob Thompson	1970-74,76-77	122	428
4. Andrew Spagrud	2003-06	105	356
5. Kirk Jones	1983-88	167	340
6. Dean Wiebe	1989-94	151	326
7. Matt Greenberg	2001-06	170	285
8. Blair Garneau	1986-88,89-92	120	275
9. Calvin Palmer	1999-02	91	268
10. Whitney Harris	1992-97	154	257

### Career Defensive Rebounds

Player	Seasons	GP	D-R
1. Byron Tokarchuk	1983-88	171	1025
2. Roger Ganes	1973-78	125	961
3. Bob Thompson	1970-74,76-77	122	639
4. Andrew Spagrud	2003-06	105	620
5. Sheldon Ryma	1984-89	159	567
6. Whitney Harris	1992-97	154	555
7. Matt Greenberg	2001-06	170	547
8. Kirk Jones	1983-88	167	534
9. Jody Glines	1994-98,99-01	140	521
10. Blair Garneau	1986-88,89-92	120	461



Kirk Jones ranks fifth on the all-time career rebounding list.

### Season Rebounding Average

(minimum 10 games)

Player	Season	GP	Reb	Avg
1. Roger Ganes	1976-77	26	340	13.1
2. Roger Ganes	1974-75	27	347	12.9
3. Roger Ganes	1975-76	29	366	12.6
4. Byron Tokarchuk	1984-85	37	415	11.2
Murray Redekop	1980-81	24	269	11.2
6. Bob Thompson	1973-74	26	289	11.1
7. Roger Ganes	1977-78	23	248	10.8
8. Roger Ganes	1973-74	20	213	10.7
9. Bob Thompson	1971-72	25	262	10.5
Byron Tokarchuk	1985-86	39	408	10.5
11. Murray Redekop	1981-82	29	294	10.1
Andrew Spagrud	2004-05	38	382	10.1
13. Andrew Spagrud	2003-04	32	319	10.0

### Career Rebounding Average

(minimum 40 games)

Player	Season	GP	Reb	Avg
1. Roger Ganes	1976-77	125	1514	12.1
2. Murray Redekop	1980-82	53	563	10.6
3. Byron Tokarchuk	1983-88	171	1644	9.6
4. Andrew Spagrud	2003-06	105	976	9.3
5. Bob Thompson	1970-74,76-77	122	1063	8.7
6. Doug Forsyth	1969-73	80	661	8.3
7. Calvin Palmer	1999-02	91	709	7.8
8. Mark Redekop	1980-82	58	432	7.4
Stewart Bauck	1976-79	65	484	7.4
10. Blair Garneau	1986-88,89-92	120	736	6.1

### Team Records

#### Single-Game Rebounds

Opponent	Date	Reb
1. at Winnipeg	11/20/71	69
2. vs Alberta	11/06/70	65
3. Brandon	11/10/73	64
4. at Lethbridge	02/01/75	62
5. Lethbridge	01/19/74	60
6. UBC	01/29/77	57
Prairie Bible	09/28/97	57
Regina	10/25/91	57
9. vs Ryerson	11/09/90	56
10. at Lethbridge	01/31/75	54
Lethbridge	02/05/82	54

#### Single-Game Offensive Rebounds

Opponent	Date	O-R
1. Victoria	01/09/81	37
2. vs Ryerson	11/09/90	29
3. Regina	11/06/90	28
Regina	10/25/91	28
5. Lethbridge	01/19/74	27
at Calgary	02/20/98	27
Lethbridge	01/30/87	27
8. UBC	02/10/79	26
9. Prairie Bible	09/28/97	26
10. Alberta	11/22/02	25

#### Single-Game Defensive Rebounds

Opponent	Date	D-R
1. Victoria	11/21/70	38
Regina	01/03/01	38
3. at Regina	11/19/86	37
4. Winnipeg	11/03/88	36
5. Lethbridge	02/06/82	35
6. vs Lethbridge	12/29/01	35
7. Regina	01/11/02	35
8. vs Carleton	12/28/89	33
9. Regina	11/04/99	33
10. Trinity Western	01/29/00	33
at Montana State-Northern	12/29/02	33

**Season Rebounds**

Season	GP	Reb
1. 1987-88	39	1258
2. 2005-06	38	1257
3. 2004-05	38	1226
4. 1990-91	33	1170
5. 2002-03	31	1151
6. 2001-02	35	1134
7. 2003-04	32	1120
8. 1989-90	34	1048
9. 1997-98	34	1047
10. 1994-95	31	1040

**Season Offensive Rebounds**

Season	GP	O-R
1. 1990-91	33	459
2. 1987-88	39	452
3. 2005-06	38	433
4. 2002-03	31	428
5. 2003-04	32	418
6. 2004-05	38	398
7. 1994-95	31	397
2001-02	35	397
9. 1997-98	34	387
10. 1986-87	30	373

**Season Defensive Rebounds**

Season	GP	D-R
1. 2004-05	38	828
2. 2005-06	38	824
3. 1987-88	39	806
4. 2001-02	35	737
5. 2002-03	31	723
6. 1990-91	33	711
7. 2003-04	32	702
8. 1989-90	34	689
9. 1996-97	32	672
10. 1992-93	35	667

**Season Rebounding Average**

Season	GP	Reb	Avg
1. 2002-03	31	1151	37.1
2. 1990-91	33	1170	35.5
3. 2003-04	32	1120	35.0
4. 1999-00	27	941	34.9
5. 1986-87	30	1020	34.0
6. 1994-95	31	1040	33.5
7. 2005-06	38	1257	33.1
8. 2001-02	35	1134	32.4
9. 2004-05	38	1226	32.3
10. 1987-88	39	1258	32.3

**Individual Records cont.**

**Career 15-Plus Rebound Games**

Rogers Ganes (30), Doug Forsyth (9), Bob Thompson (9), Byron Tokarchuk (6), Murray Redekop (5), Andrew Spagrud (4), Calvin Palmer (3), Wayne Dyck (2), Blair Garneau (2), Jody Glines (2), Mark Hopkins (2), Mark Ketter (2), Sheldon Ryma (2), Stewart Bauck (1), Emmanuel Chiek (1), Tom Gosse (1), Bruce Hamilton (1), Mel Huszti (1), Len Jeffries (1), Stan Oleksinski (1), Dean Wiebe (1), Dave Wilson (1)

**Season 15-Plus Rebound Games**

Player	Season	No.
1. Roger Ganes	1974-75	8
2. Roger Ganes	1975-76	7
3. Roger Ganes	1976-77	6
Roger Ganes	1977-78	6
5. Doug Forsyth	1969-70	4
Doug Forsyth	1970-71	4
Bob Thompson	1973-74	4
Murray Redekop	1980-81	4
9. Bob Thompson	1971-72	3
Roger Ganes	1973-74	3
Byron Tokarchuk	1986-87	3
Andrew Spagrud	2004-05	3

**Single-Game Rebounding**

(All 15-rebound games)

Reb	Player	Opponent	Date, Location
25	Roger Ganes	at Lethbridge	Feb. 1, 1975 at Lethbridge
23	Bob Thompson	at Winnipeg	Nov. 20, 1971 at Winnipeg
23	Roger Ganes	British Columbia	Jan. 28, 1977 at Saskatoon
22	Doug Forsyth	Alberta	Feb. 7, 1970 at Saskatoon
22 #	Roger Ganes	Regina	Nov. 1, 1974 at Saskatoon
22	Roger Ganes	Regina	Nov. 2, 1974 at Saskatoon
21	Roger Ganes	Lethbridge	Feb. 6, 1976 at Saskatoon
21	Stan Oleksinski	at Lethbridge	Nov. 19, 1977 at Lethbridge
20	Tom Gosse	Manitoba	Dec. 8, 1967 at Saskatoon
20	Bob Thompson	Lethbridge	Jan. 19, 1974 at Saskatoon
20	Roger Ganes	Lethbridge	Nov. 22, 1974 at Saskatoon
20	Roger Ganes	at British Columbia	Jan. 9, 1976 at Vancouver
20	Roger Ganes	British Columbia	Jan. 29, 1977 at Saskatoon
20	Murray Redekop	at British Columbia	Jan. 16, 1981 at Vancouver
20 ^	Byron Tokarchuk	vs Carleton	Mar. 12, 1988 at Halifax
19	Roger Ganes	Brandon	Nov. 10, 1973 at Saskatoon
19	Roger Ganes	vs Lethbridge	Oct. 29, 1977 at Edmonton
19	Roger Ganes	at Lethbridge	Nov. 18, 1977 at Lethbridge
19	Mark Ketter	Manitoba	Nov. 13, 1981 at Saskatoon
18	Mel Huszti	Manitoba	Jan. 24, 1959 at Saskatoon
18	Doug Forsyth	at Regina	Nov. 14, 1970 at Regina
18	Bob Thompson	at Regina	Jan. 12, 1973 at Regina
18	Roger Ganes	Victoria	Feb. 8, 1974 at Saskatoon
18	Bob Thompson	Victoria	Feb. 8, 1974 at Saskatoon
18	Mark Hopkins	Lethbridge	Nov. 23, 1974 at Saskatoon
18	Roger Ganes	UND-Williston	Dec. 3, 1976 at Saskatoon
18	Byron Tokarchuk	vs Lakehead	Nov. 17, 1984 at Regina
18	Sheldon Ryma	Lethbridge	Jan. 20, 1989 at Saskatoon
18	Sheldon Ryma	at Alberta	Feb. 11, 1989 at Edmonton
18	Andrew Spagrud	at Calgary	Nov. 26, 2004 at Saskatoon
18	Andrew Spagrud	Lethbridge	Jan. 15, 2005 at Saskatoon
17	Doug Forsyth	Calgary	Jan. 17, 1970 at Saskatoon
17	Doug Forsyth	at Manitoba	Feb. 11, 1972 at Winnipeg
17	Roger Ganes	Lethbridge	Jan. 18, 1973 at Saskatoon
17	Bob Thompson	at Lethbridge	Feb. 23, 1974 at Lethbridge
17	Roger Ganes	at Alberta	Feb. 21, 1976 at Edmonton
17	Roger Ganes	at Lethbridge	Nov. 18, 1977 at Lethbridge
17	Roger Ganes	Alberta	Jan. 20, 1978 at Saskatoon
17	Roger Ganes	at Victoria	Feb. 10, 1978 at Victoria
17	Murray Redekop	Lethbridge	Nov. 22, 1980 at Saskatoon
17	Mark Ketter	British Columbia	Feb. 13, 1982 at Saskatoon
17	Byron Tokarchuk	Mary (ND)	Nov. 3, 1985 at Saskatoon
17	Blair Garneau	vs Regina	Nov. 10, 1990 at Edmonton
17	Jody Glines	at Regina	Oct. 15, 1997 at Regina
17	Calvin Palmer	at Lethbridge	Jan. 26, 2002 at Lethbridge
17	Andrew Spagrud	at Lethbridge	Jan. 24, 2004 at Lethbridge
16	Doug Forsyth	Regina	Feb. 14, 1970 at Saskatoon
16 #	Wayne Dyck	vs Alberta	Nov. 6, 1970 at Calgary
16	Bob Thompson	Brandon	Nov. 13, 1971 at Saskatoon
16	Roger Ganes	at Brandon	Nov. 9, 1974 at Brandon
16	Roger Ganes	Alberta	Feb. 8, 1975 at Saskatoon
16	Roger Ganes	Regina	Dec. 29, 1975 at Saskatoon
16	Mark Hopkins	Alberta	Nov. 13, 1976 at Saskatoon
16	Wayne Dyck	British Columbia	Feb. 10, 1979 at Saskatoon
16	Murray Redekop	at Lethbridge	Jan. 31, 1981 at Lethbridge
16	Murray Redekop	vs Mary (ND)	Nov. 8, 1981 at Lethbridge
16	Dave Wilson	British Columbia	Feb. 26, 1983 at Vancouver
16	Byron Tokarchuk	at Victoria	Feb. 7, 1986 at Victoria
16	Byron Tokarchuk	vs Laurentian	Dec. 29, 1986 at Toronto
16	Byron Tokarchuk	Calgary	Jan. 31, 1987 at Saskatoon
16	Byron Tokarchuk	at Victoria	Feb. 13, 1988 at Victoria
16	Jody Glines	Regina	Jan. 6, 1997 at Saskatoon
16	Jody Glines	Regina	Nov. 4, 1999 at Saskatoon
16	Emmanuel Chiek	at Manitoba	Jan. 17, 2003 at Winnipeg
15	Doug Forsyth	Winnipeg	Jan. 23, 1970 at Saskatoon
15 #	Doug Forsyth	vs Alberta	Nov. 6, 1970 at Calgary
15	Doug Forsyth	Lethbridge	Jan. 22, 1971 at Saskatoon
15	Doug Forsyth	at Victoria	Jan. 29, 1971 at Victoria
15	Bob Thompson	Regina	Jan. 21, 1972 at Saskatoon
15	Bob Thompson	at Alberta	Dec. 9, 1972 at Edmonton
15 #	Bob Thompson	Brandon	Nov. 9, 1973 at Saskatoon
15	Roger Ganes	at British Columbia	Jan. 18, 1975 at Vancouver
15	Roger Ganes	British Columbia	Feb. 21, 1975 at Saskatoon
15	Roger Ganes	at Lethbridge	Nov. 29, 1975 at Lethbridge
15	Roger Ganes	Lethbridge	Feb. 7, 1976 at Saskatoon
15	Roger Ganes	at Alberta	Feb. 20, 1976 at Edmonton
15	Roger Ganes	at Victoria	Nov. 26, 1976 at Victoria
15	Roger Ganes	UND-Williston	Dec. 4, 1976 at Saskatoon
15	Roger Ganes	vs Calgary	Oct. 29, 1977 at Edmonton
15	Roger Ganes	Calgary	Nov. 25, 1977 at Saskatoon
15	Stewart Bauck	Lethbridge	Jan. 27, 1978 at Saskatoon
15	Bruce Hamilton	Lakehead	Dec. 3, 1978 at Saskatoon
15	Len Jeffries	Lethbridge	Jan. 12, 1980 at Saskatoon
15	Murray Redekop	Alberta	Feb. 7, 1981 at Saskatoon
15	Byron Tokarchuk	Lethbridge	Jan. 30, 1987 at Saskatoon
15	Blair Garneau	Calgary	Nov. 24, 1990 at Saskatoon
15	Dean Wiebe	at Calgary	Jan. 26, 1991 at Calgary
15	Scott Ferguson	at McMaster	Oct. 28, 1995 at Hamilton
15	Jody Glines	Prairie Bible	Sept. 28, 1997 at Saskatoon
15	Jody Glines	Regina	Oct. 23, 1999 at Saskatoon
15	Calvin Palmer	Regina	Oct. 23, 1999 at Saskatoon
15	Calvin Palmer	at Calgary	Jan. 18, 2002 at Calgary
15	Calvin Palmer	Victoria	Feb. 9, 2002 at Saskatoon
15	Andrew Spagrud	Regina	Oct. 5, 2004 at Saskatoon

# ASSISTS

## Individual Records

### Single-Game Assists

- 13, Seth Lang; Alberta (11/23/02)
- 12, Stewart Bauck; at Calgary (02/03/78)  
12, Brad Schoenfeld; at Calgary (11/27/93)  
12, Ryan Leier; at Lethbridge (01/10/97)  
12, Seth Lang; Winnipeg (01/24/03)
- 11, John Cleland; at Calgary (01/24/87)  
11, John Cleland; at Winnipeg (12/29/87)  
11, Ryan Leier; at Alberta (01/31/97)  
11, Ryan Leier; at Lethbridge (02/05/99)
- 10, Shawn Thorburne; Regina (10/18/94)  
10, Ryan Leier; Alberta (12/01/95)  
10, Ryan Leier; at Calgary (02/22/97)  
10, Seth Lang; at Simon Fraser (11/09/02)  
10, Seth Lang; Calgary (01/03/03)  
10, Seth Lang; Calgary (01/04/03)  
10, Seth Lang; UBC (02/08/03)  
10, Sam Lamontagne; vs Alberta (10/09/03)

### Season Assists

Player	Season	GP	Ast
1. Seth Lang	2002-03	31	172
2. John Cleland	1987-88	39	164
3. Ryan Leier	1996-97	29	137
4. Kyle Grant	2005-06	37	135
5. Ryan Leier	2000-01	28	129
6. Brad Schoenfeld	1993-94	28	124
7. Seth Lang	2001-02	35	121
8. Ryan Leier	1999-00	25	120
9. John Lewis	1993-94	28	117
10. Ryan Leier	1998-99	26	116
11. John Cleland	1986-87	30	115
Sam Lamontagne	2003-04	31	115
13. Shawn Thorburne	1994-95	24	110
14. Ryan Leier	1995-96	26	103
James Kenyon	2001-02	34	103
Andrew Spagrud	2004-05	38	103
Rob Lovelace	2005-06	38	103
18. Rob Lovelace	2004-05	37	102
19. Carlton Haak	1992-93	30	100
Dean Wiebe	1992-93	35	100
Kyle Grant	2004-05	38	100

### Career Assists

Player	Seasons	GP	Ast
1. Ryan Leier	1995-97,98-01	134	605
2. Seth Lang	1998-03	151	439
3. Rob Lovelace	2001-02,03-06	139	341
4. Dean Wiebe	1989-94	151	335
5. Sam Lamontagne	2002-06	126	305
6. Brad Schoenfeld	1989-94	156	303
7. Kyle Grant	2003-06	99	286
8. John Cleland	1983-88	173	279
9. Scott Ferguson	1991-96	147	259
10. Brett Powell	1988-93	143	242
11. Carlton Haak	1990-93	85	229
12. Matt McCullough	1987-92	133	228
13. Doug Wegren	1989-93	119	226
14. James Kenyon	1999-00,01-03	90	224
15. Darrin Rask	1987-93	161	223
16. Andrew Spagrud	2003-06	105	212
17. Calvin Palmer	1999-02	91	210
18. Jamie Charlton	1995-97,99-02	137	210
19. Matt Greenberg	2001-06	170	206

## Career 10-Plus Assist Games

Seth Lang (6), Ryan Leier (5), John Cleland (2), Stewart Bauck (1), Sam Lamontagne (1), Brad Schoenfeld (1), Shawn Thorburne (1)

## Season 10-Plus Assist Games

Player	Season	No.
1. Seth Lang	2002-03	6
2. Ryan Leier	1996-97	3

## Season Assists Average

(minimum 10 games)

Player	Season	GP	Ast	Avg
1. Seth Lang	2002-03	31	172	5.5
2. Ryan Leier	1999-00	25	120	4.8
3. Ryan Leier	1996-97	29	137	4.7
4. Ryan Leier	2000-01	28	129	4.6
5. Shawn Thorburne	1994-95	24	110	4.6
6. Ryan Leier	1998-99	26	116	4.5
7. Brad Schoenfeld	1993-94	28	124	4.4
8. John Cleland	1987-88	39	164	4.2
9. John Lewis	1993-94	28	117	4.2
10. Ryan Leier	1995-96	26	103	4.0

## Career Assists Average

(minimum 40 games)

Player	Seasons	GP	Ast	Avg
1. Ryan Leier	1995-97,98-01	134	605	4.5
2. Seth Lang	1998-03	151	439	2.9
Kyle Grant	2003-06	99	286	2.9
4. Carlton Haak	1990-93	85	229	2.7
James Kenyon	1999-00,01-03	90	224	2.5
Rob Lovelace	2001-02,03-06	139	341	2.5
7. Sam Lamontagne	2002-06	126	305	2.4
8. Calvin Palmer	1999-02	91	210	2.3
9. Dean Wiebe	1989-94	151	335	2.2
10. John Lewis	1992-94	63	130	2.1
11. Andrew Spagrud	2003-06	105	212	2.0

## Team Records

### Single-Game Assists


Opponent	Date	Ast
1. at UBC	02/26/88	32 *
at Lethbridge	02/05/99	32
3. at Calgary	02/03/78	31
4. Victoria	02/09/02	30
Calgary	11/19/99	30
at Winnipeg	12/29/87	30
7. at Calgary	01/14/89	29
vs Alberta	12/29/04	29
9. at Winnipeg	02/09/01	28
10. at Calgary	01/23/88	27
vs Victoria	12/28/87	27
12. at Victoria	01/29/94	26
Lethbridge	02/17/96	26
vs Queen's	10/16/04	26
Regina	10/23/99	26
vs McMaster	12/27/87	26
at Winnipeg	12/30/04	26

### Season Assists

Season	GP	Ast
1. 2004-05	38	640
2. 2005-06	38	590
3. 1992-93	35	552
4. 2001-02	35	539
5. 1987-88	39	532
6. 1993-94	28	505
7. 1995-96	28	485
8. 1997-98	34	482
9. 1999-00	30	479
10. 1990-91	33	477

### Season Assists Average

Season	GP	Ast	Avg
1. 1993-94	28	505	18.0
2. 1999-00	27	479	17.7
3. 1991-92	26	453	17.4
4. 1995-96	28	485	17.3
5. 2004-05	38	640	16.8
6. 2000-01	29	470	16.2
7. 1992-93	35	552	15.8
8. 2005-06	38	590	15.5
9. 2001-02	35	539	15.4
10. 2002-03	31	472	15.2



Seth Lang holds the season record for most assists. (I. Tam)

## Individual Records

### Single-Game Steals

1. 9, Brad Schoenfeld; at Alberta (11/13/92)
- 9, Dean Wiebe; at Regina (10/23/93)
3. 8, Calvin Palmer; Brandon (11/12/99)
- 8, Dean Wiebe; at Calgary (11/27/93)
- 8, Doug Wegren; Lethbridge (11/29/91)
- 8, Matt McCullough; Victoria (01/28/89)
- 8, Mike Zeller; vs Concordia (12/30/97)
- 8, Kyle Grant; vs UNBC (10/07/05)
8. 7, Andrew Spagrud; Calgary (02/04/05)
- 7, Dean Wiebe; at Calgary (02/19/93)
- 7, Dean Wiebe; Lethbridge (11/27/92)
- 7, Emmanuel Chiek; at Brandon (10/19/02)
- 7, Ken Morris; at UBC (01/24/92)
- 7, Kyle Grant; Calgary (01/09/04)
- 7, Kyle Grant; at Alberta (11/29/03)
- 7, Matt McCullough; Calgary (01/06/90)

### Season Steals

Player	Season	GP	Stl
1. Dean Wiebe	1993-94	28	102
2. Dean Wiebe	1992-93	35	95
3. Blair Garneau	1990-91	33	90
4. Brad Schoenfeld	1992-93	35	88
5. Brad Schoenfeld	1993-94	28	84
6. Blair Garneau	1991-92	26	80
Andrew Spagrud	2004-05	38	80
Kyle Grant	2005-06	37	80
9. Scott Ferguson	1994-95	31	79
10. Doug Wegren	1992-93		77

### Career Steals

Player	Seasons	GP	Stl
1. Dean Wiebe	1989-94	151	343
2. Brad Schoenfeld	1989-94	156	272
3. Ryan Leier	1995-97,98-01	134	266
4. Seth Lang	1998-03	151	247
5. Scott Ferguson	1991-96	147	242
6. Matt McCullough	1987-92	133	242
7. Doug Wegren	1989-93	119	223
8. Blair Garneau	1986-88,89-92	120	222
9. Andrew Spagrud	2003-06	105	208
10. Matt Greenberg	2001-06	170	196
11. Kyle Grant	2003-06	99	193

## Season Steals Average

(minimum 10 games)

Player	Season	GP	Stl	Avg
1. Dean Wiebe	1993-94	28	102	3.6
2. Blair Garneau	1991-92	26	80	3.1
3. Brad Schoenfeld	1993-94	28	84	3.0
4. Blair Garneau	1990-91	33	90	2.7
5. Dean Wiebe	1992-93	35	95	2.7
6. Scott Ferguson	1994-95	31	79	2.5
7. Brad Schoenfeld	1992-93	35	88	2.5
8. Ryan Leier	2000-01	28		2.5
9. Dean Wiebe	1991-92	24		2.4
10. Doug Wegren	1991-92	26		2.3
Matt McCullough	1991-92	24		2.3
Carlton Haak	1992-93	30		2.3
Calvin Palmer	1999-00	27		2.3

## Career Steals Average

(minimum 40 games)

Player	Seasons	GP	Stl	Avg
1. Dean Wiebe	1989-94	151	343	2.3
2. Ryan Leier	1995-97,98-01	134	266	2.0
Andrew Spagrud	2003-06	105	212	2.0
4. Kyle Grant	2003-05	99	193	1.9
Calvin Palmer	1999-02	91	177	1.9
Doug Wegren	1989-93	119	223	1.9
Blair Garneau	1986-88,89-92	120	222	1.9
8. Matt McCullough	1987-92	133	242	1.8
9. Brad Schoenfeld	1989-94	156	272	1.7
Carlton Haak	1990-93	85		1.7

## Team Records

### Single-Game Steals


Opponent	Date	Stl
1. Regina	10/25/91	31
2. vs McGill	12/27/90	27
3. vs Guelph	11/07/91	26
at Calgary	02/21/92	26
5. vs Dalhousie	12/30/86	25
6. Brandon	11/12/99	24
7. Calgary	01/17/98	23
8. Thompson Rivers	01/06/06	22
9. vs Manitoba	11/08/90	21
10. Regina	10/26/90	20
Manitoba	01/15/00	20
Calgary	02/04/05	20

### Season Steals

Season	GP	Stl
1. 1992-93	35	536
2. 1990-91	33	482
3. 1991-92	26	463
4. 1993-94	28	407
5. 2004-05	38	386
6. 1994-95	31	382
7. 1987-88	39	380
8. 2005-06	38	368
9. 1989-90	34	346
10. 2001-02	35	331

### Season Steals Average

Season	GP	Ast	Avg
1. 1991-92	26	463	17.8
2. 1992-93	35	536	15.3
3. 1990-91	33	482	14.6
4. 1993-94	28	407	14.5
5. 1994-95	31	382	12.3
6. 2000-01	29	324	11.2
7. 1999-00	27	290	10.7
8. 1989-90	34	346	10.2
9. 2004-05	38	386	10.2
10. 1988-89	31	309	10.0



Dean Wiebe holds the record for career and season steals.

# BLOCKED SHOTS / PARTICIPATION

## Individual Records

### Single-Game Blocks

- 6, Stewart Bauck; Lethbridge (01/07/77)
- 4, Bob Thompson; Brandon (11/13/71)
- 4, Bob Thompson; Regina (11/24/73)
- 4, Don Saxton; Calgary (01/25/75)
- 4, Matt Greenberg; Alberta (02/02/02)
- 4, Emmanuel Chiek; Brandon (10/24/02)
- 4, Emmanuel Chiek; at Manitoba (01/17/03)
- 4, Kevin Langdon; vs RMC (10/14/05)
- 4, Matt Greenberg; vs RMC (10/14/05)

### Season Blocks

(since 1996-97)

Player	Season	GP	Blk
1. Kevin Langdon	2005-06	38	33
2. Matt Greenberg	2004-05	38	32
3. Andrew Spagrud	2005-06	35	27
4. Emmanuel Chiek	2002-03	30	26
5. Matt Greenberg	2005-06	35	24
6. Matt Greenberg	2001-02	34	22
7. Kevin Langdon	2004-05	27	18
8. Matt Greenberg	2003-04	32	15
9. Kevin Langdon	2003-04	29	14
10. Andrew Spagrud	2003-04	32	12
Andrew Spagrud	2004-05	38	12

### Career Blocks

(since 1996-97)

Player	Seasons	GP	Blk
1. Matt Greenberg	2001-06	170	103
2. Kevin Langdon	2001-06	115	73
3. Andrew Spagrud	2003-06	105	51
4. Emmanuel Chiek	2002-03	30	26
Jody Glines	1994-98,99-01		26
6. James Kenyon	1999-00,01-03	90	19
7. Kyle Grant	2003-06	99	18
8. Sam Lamontagne	2002-06	126	17
9. Jamie Dickson	1993-94,96-99		13
10. Whitney Harris	1992-97		10

### Season Blocks Average

(since 1996-97)

Player	Season	GP	Blk	Avg
1. Kevin Langdon	2005-06	38	33	0.9
Emmanuel Chiek	2002-03	30	26	0.9
3. Matt Greenberg	2004-05	38	32	0.8
Andrew Spagrud	2005-06	35	27	0.8
5. Matt Greenberg	2005-06	35	24	0.7
6. Kevin Langdon	2004-05	27	18	0.7
7. Matt Greenberg	2001-02	34	22	0.6
8. Kevin Langdon	2003-04	29	14	0.5
9. Matt Greenberg	2003-04	32	15	0.5
10. Kevin Langdon	2002-03	20	0.4	0.4
Andrew Spagrud	2003-04	32	12	0.4

### Career Blocks Average

(minimum 40 games)

Player	Seasons	GP	Blk	Avg
1. Matt Greenberg	2001-06	170	103	0.6
Kevin Langdon	2001-06	115	73	0.6
3. Andrew Spagrud	2003-06	105	51	0.5

## Team Records

### Single-Game Blocks

Opponent	Date	Blk
1. vs Regina	09/28/05	9
vs UNBC	10/07/05	9
vs Royal Military	10/14/05	9
4. Calgary	11/19/99	7
5. Calgary	01/17/97	6
at Lethbridge	10/30/99	6
Lethbridge	02/15/02	6
at Manitoba	01/17/03	6
at Regina	09/29/04	6
MSU-Northern	10/22/04	6
at Lethbridge	11/12/04	6
at Winnipeg	12/30/04	6
Lethbridge	11/18/05	6
at British Columbia	03/03/06	6

### Season Blocks

Season	GP	Blk
1. 2005-06	38	111
2. 2004-05	38	91
3. 2002-03	31	64
4. 2003-04	32	55
5. 2001-02	35	42

### Season Blocks Average

Season	GP	Blk	Avg
1. 2005-06	38	111	2.9
2. 2004-05	38	91	2.4
3. 2002-03	31	64	2.1
4. 2003-04	32	55	1.7
5. 1999-00	27	38	1.4

## Individual Records

### Season Games Played

Player	Season	GP
1. John Cleland	1984-85	40
2. Greg Jockims	1984-85	39
Sheldon Ryma	1985-86	39
Byron Tokarchuk	1985-86	39
John Cleland	1987-88	39
Greg Jockims	1987-88	39
Kirk Jones	1987-88	39
Sheldon Ryma	1987-88	39
Byron Tokarchuk	1987-88	39

### Career Games Played

Player	Seasons	GP
1. John Cleland	1983-88	173
2. Byron Tokarchuk	1983-88	171
3. Matt Greenberg	2001-06	170
4. Kirk Jones	1983-88	167
5. Darrin Rask	1987-93	161
6. Sheldon Ryma	1984-89	159
7. Greg Jockims	1983-88	158
8. Brad Schoenfeld	1989-94	156
9. Whitney Harris	1992-97	154
10. Dean Wiebe	1989-94	151
Seth Lang	1998-03	151

### Season Minutes Played

(since 1986-87)

Player	Season	GP	Min
1. Andrew Spagrud	2004-05	38	1285
2. Byron Tokarchuk	1987-88	39	1192
3. Dean Wiebe	1992-93	35	1146
4. John Cleland	1987-88	39	1131
5. Kyle Grant	2005-06	37	1120
6. James Kenyon	2001-02	34	1114
7. Andrew Spagrud	2005-06	35	1107
8. Kyle Grant	2004-05	38	1100
9. Greg Jockims	1987-88	39	1075
10. Sheldon Ryma	1988-89	31	1075

## Career Minutes Played

(since 1986-87)

Player	Seasons	GP	Min
1. Dean Wiebe	1989-94	151	4116
2. Matt Greenberg	2001-06	170	4077
3. Ryan Leier	1995-97,98-01	134	3720
4. Seth Lang	1998-03	151	3638
5. Darrin Rask	1987-93	161	3552
6. Scott Ferguson	1991-96	147	3456
7. Jody Glines	1994-98,99-01	140	3424
8. Andrew Spagrud	2003-06	105	3401
9. Rob Lovelace	2001-02,03-06	139	3260
10. Doug Wegren	1989-93	119	3171

### Season Minutes Played Average


(since 1986-87)

Player	Season	GP	Min	Avg
1. Dean Wiebe	1993-94	28	1040	37.1
2. Sheldon Ryma	1988-89	31	1075	34.7
3. Scott Ferguson	1995-96	28	949	33.9
4. Andrew Spagrud	2004-05	38	1285	33.8
5. James Kenyon	2001-02	34	1114	32.8
6. Dean Wiebe	1992-93	35	1146	32.7
7. Byron Tokarchuk	1986-87	28		32.5
8. Jody Glines	1999-00	27		32.4
9. David Karwacki	1986-87	29	934	32.2
10. Seth Lang	2002-03	31	987	31.8

### Career Minutes Played Average

(since 1986-87; minimum 40 games)

Player	Season	GP	Min	Avg
1. Andrew Spagrud	2003-06	105	3401	32.4
2. James Kenyon	1999-00,01-03	90	2673	29.7
3. Kyle Grant	2003-06	99	2785	28.1
Calvin Palmer	1999-02	91	2556	28.1
4. Ryan Leier	1995-97,98-01	134	3720	27.8
5. Dean Wiebe	1989-94	151	4116	27.3
6. Doug Wegren	1989-93	119	3171	26.6
7. Kevin Grandberg	1993-96	86	2179	25.3
8. Jody Glines	1994-98,99-01	140	3424	24.5
9. Blair Garneau	1986-88,89-92	120	2910	24.3
10. Seth Lang	1998-03	151	3638	24.1



Kevin Langdon set a new record for blocked shots in a season during 2005-06. (T. Martello)

**Streaks**

**Consecutive games with a 3-Pt FG**

272 games (ended vs. Alberta, Feb. 26, 2005)  
38 games (current streak)

**Longest winning streak**

10 (Oct. 22 - Nov. 14, 1987)  
9 (

**Longest home winning streak**

13 (Nov. 1, 1986 - Nov. 10, 1987)

**Longest road winning streak**

7 (Oct. 22 - Dec. 27, 1987)

**Longest losing streak**

21 (Nov. 21, 1997 - Feb. 21, 1998)

**Longest home losing streak**

10 (Jan. 11, 1980 - Mar. 1, 1980)

**Longest road losing streak**

25 (Jan. 13, 1978 - Nov. 9, 1979)

**Longest conference winning streak**

11 - (Feb. 4, 2005 - Nov. 25, 2005)  
10 - (Jan. 30, 1982 - Jan. 20, 1983)

**Most wins to open a season**

10 - (1987-88)

**Most wins to start conference play**

7 (2005-06)  
5 (1963-64)

**Consecutive Field Goals Made**

16 - Sam Lamontagne  
(10/16/04 to 10/22/04 - last three vs. Queen's,  
all eight vs. Windsor, first five vs. MSU-N)

**Consecutive Three-Pointers Made**

12 - Sam Lamontagne  
(10/16/04 to 10/22/04 - last one vs. Queen's, all  
five vs. Windsor, all six vs. MSU-N)

12 - Sam Lamontagne

(10/06/05 to 11/01/04 - all five vs. Lakeland, all  
two at Alberta, all three at Alberta, first one at  
William & Mary)

**Consecutive Free Throws Made**

36 - James Kenyon (11/15/02 to 12/28/02)  
31 - Sheldon Ryma (12/02/88 to 12/27/88)  
26 - Vance Verhoeven (01/29/00 to 2/19/00)  
27 - Dean Wiebe (01/10/92 to 02/07/92)  
27 - Dean Wiebe (02/12/93 to 02/26/93)  
24 - Sam Lamontagne (10/17/02 to 11/01/03)  
24 - Ryan Leier (10/26/96 to 11/16/96)  
24 - Carlton Haak(01/18/92 to 02/01/92)  
21 - Matt McCullough (02/10/89 to 02/18/89)



The Physical Activity Complex is the home of the Huskies. It opened in October of 2003, and has a capacity of 2426. (N. Schellenberg)

**Physical Activity Complex Records (2003-2006)**

**Saskatchewan - Individual Game Highs**

<b>POINTS</b>	39	Andrew Spagrud vs Manitoba (11/21/04)
	36	Andrew Spagrud vs Winnipeg (11/19/04)
<b>FGM</b>	14	Andrew Spagrud vs Manitoba (11/21/04)
	12	Andrew Spagrud vs Winnipeg (11/19/04)
	12	Andrew Spagrud vs Manitoba (11/11/05)
	12	Andrew Spagrud vs Concordia (10/22/05)
<b>FGA</b>	24	Andrew Spagrud vs Manitoba (11/21/04)
	20	Andrew Spagrud vs Concordia (10/22/05)
<b>FG PCT</b>	1.000 (8-8)	Sam Lamontagne vs Windsor (10/21/04)
(8 made)	.857 (12-14)	Andrew Spagrud vs Manitoba (11/11/05)
<b>3-FGM</b>	6	Sam Lamontagne vs MSU-Northern (10/22/04)
	6	Sam Lamontagne vs Thompson Rivers (01/07/06)
<b>3-FGA</b>	15	Sam Lamontagne vs Thompson Rivers (01/07/06)
	10	Levi Vann vs Calgary (01/10/04)
<b>3-FG PCT</b>	1.000 (6-6)	Sam Lamontagne vs MSU-Northern (10/22/04)
(5 made)	1.000 (5-5)	Sam Lamontagne vs Waterloo (10/23/03)
	1.000 (5-5)	Sam Lamontagne vs Windsor (10/21/04)
<b>FTM</b>	12	Andrew Spagrud vs Winnipeg (11/19/04)
	12	Andrew Spagrud vs Alberta (02/24/06)
<b>FTA</b>	19	Andrew Spagrud vs Manitoba (11/21/04)
	18	Andrew Spagrud vs Trinity Western (10/25/03)
<b>FT PCT</b>	1.000 (10-10)	Rob Lovelace vs Montana Tech (10/23/04)
(10 made)	.923 (12-13)	Andrew Spagrud vs Alberta (02/24/06)
<b>REBS</b>	18	Andrew Spagrud vs Lethbridge (01/15/05)
	15	Andrew Spagrud vs Regina (10/05/04)
<b>ASSISTS</b>	8	Andrew Spagrud vs Thompson Rivers (01/07/06)
	8	Kyle Grant vs Calgary (02/11/06)
<b>STEALS</b>	7	Kyle Grant vs Calgary (01/09/04)
	7	Andrew Spagrud vs Calgary (02/04/05)
<b>BLOCKS</b>	3	Kevin Langdon vs Waterloo (10/23/03)
	3	Matt Greenberg vs Alberta (11/06/04)
	3	Matt Greenberg vs Alberta (02/25/05)
	3	Andrew Spagrud vs Lethbridge (11/18/05)
<b>TOs</b>	8	Kyle Grant vs Calgary (02/12/06)
	7	Sam Lamontagne vs Alberta (02/06/04)

**Opponent - Individual Game Highs**

<b>POINTS</b>	36	Phil Sudol vs Alberta (02/06/04)
	36	John Riad vs Calgary (01/09/04)
<b>FGM</b>	14	John Riad vs Calgary (01/09/04)
	14	Nick Baldwin vs Lethbridge (11/22/03)
<b>FGA</b>	23	Casey Archibald vs British Columbia (01/21/05)
<b>FG PCT</b>	.917 (11-12)	Nick Baldwin vs Lethbridge (01/14/05)
(8 made)	.900 (9-10)	Ryder McKeown vs British Columbia (01/21/05)
<b>3-FGM</b>	5	Reagan Daly vs Victoria (10/24/03)
	5	Owen Toews vs Winnipeg (11/19/04)
	5	Davin Blixt vs Montana Tech (10/23/04)
	5	Sean Garvey vs Thompson Rivers (01/07/06)
<b>3-FGA</b>	14	Davin Blixt vs Montana Tech (10/23/04)
	12	Dean Whalen vs Alberta (02/25/06)
<b>3-FG PCT</b>	.714 (5-7)	Reagan Daly vs Victoria (10/24/03)
(5 made)	.500 (5-10)	Owen Toews vs Winnipeg (11/19/04)
<b>FTM</b>	13	Brian Banman vs Trinity Western (02/01/04)
	10	Phil Sudol vs Alberta (02/06/04)
<b>FTA</b>	14	Brian Banman vs Trinity Western (02/01/04)
	12	Tyler Coston vs Alberta (02/06/04)
	12	Phil Sudol vs Alberta (10/21/05)
<b>FT PCT</b>	1.000 (10-10)	Phil Sudol vs Alberta (02/06/04)
<b>REBS</b>	12	Logan Kitteringham vs Trinity Western (10/25/03)
	12	Chris Wright vs Calgary (02/12/06)
	12	Richard Bates vs Alberta (02/25/06)
<b>ASSISTS</b>	11	Chris Trumpy vs Victoria (10/20/05)
	8	Graham Jarman vs Waterloo (10/23/03)
	8	Todd McClenaghan vs Lethbridge (01/14/05)
<b>STEALS</b>	6	Shawn Corbin vs Brandon (11/07/03)
<b>BLOCKS</b>	3	Richard Bates vs Alberta (02/03/06)
<b>TOs</b>	10	Casey Archibald vs British Columbia (01/21/05)
	9	Phil Sudol vs Alberta (02/24/05)
	9	Josh Feist vs Calgary (02/05/05)

# PHYSICAL ACTIVITY COMPLEX RECORDS

## Saskatchewan - Team Game Highs

<b>POINTS</b>	104	vs Manitoba (11/21/04)
	102	vs British Columbia (01/21/05)
	101	vs Winnipeg (11/19/04)
<b>FGM</b>	37	vs Lethbridge (11/21/03)
	36	vs Lethbridge (11/22/03)
	36	vs Manitoba (11/11/05)
<b>FGA</b>	73	vs Lethbridge (11/22/03)
	72	vs Thompson Rivers (01/06/06)
	72	vs Thompson Rivers (01/07/06)
<b>FG PCT</b>	.648 (35-54)	vs British Columbia (01/21/05)
	.633 (31-49)	vs Lethbridge (11/19/05)
<b>3-FGM</b>	13	vs Regina (10/05/04)
	12	vs Lethbridge (01/14/05)
<b>3-FGA</b>	32	vs Calgary (01/10/04)
	32	vs Regina (10/05/04)
<b>3-FG PCT</b>	.583 ( 7-12)	vs Lethbridge (11/19/05)
	.571 (8-14)	vs British Columbia (01/21/05)
<b>FTM</b>	28	vs Alberta (11/06/04)
	27	vs Manitoba (11/21/04)
<b>FTA</b>	41	vs Alberta (11/06/04)
	40	vs Manitoba (11/21/04)
<b>FT PCT</b>	.929 (13-14)	vs Trinity Western (02/01/04)
	.895 (17-19)	vs Victoria (01/23/05)
<b>REBS</b>	44	vs Brandon (11/07/03)
	44	vs Trinity Western (10/25/03)
<b>ASSISTS</b>	24	vs Manitoba (11/11/05)
	24	vs Thompson Rivers (01/07/06)
	24	vs Alberta (02/24/06)
<b>STEALS</b>	22	vs Thompson Rivers (01/06/06)
	20	vs Calgary (02/04/05)
<b>BLOCKS</b>	6	vs MSU-Northern (10/22/04)
	6	vs Lethbridge (11/18/05)
<b>TOs</b>	25	vs Lethbridge (01/15/05)
	24	vs Alberta (02/06/04)
	24	vs Trinity Western (02/01/04)
<b>FOULS</b>	31	vs Trinity Western (10/25/03)
	26	vs Alberta (02/06/04)

## Opponent - Team Game Highs

<b>POINTS</b>	100	vs Concordia (10/22/05)
	99	vs Lethbridge (01/14/05)
<b>FGM</b>	38	vs Waterloo (10/23/03)
	38	vs Lethbridge (01/14/05)
<b>FGA</b>	74	vs Brandon (11/07/03)
	70	vs Lethbridge (11/21/03)
	70	vs British Columbia (01/21/05)
	70	vs Montana Tech (10/23/04)
<b>FG PCT</b>	.673 (33-49)	vs Alberta (02/06/04)
	.633 (38-60)	vs Lethbridge (01/14/05)
<b>3-FGM</b>	11	vs Winnipeg (11/19/04)
	10	vs Regina (11/09/03)
	10	vs Waterloo (10/23/03)
<b>3-FGA</b>	25	vs Brandon (11/07/03)
	25	vs Alberta (02/24/06)
<b>3-FG PCT</b>	.583 ( 7-12)	vs Alberta (02/03/06)
	.556 (10-18)	vs Regina (11/09/03)
<b>FTM</b>	30	vs Trinity Western (10/25/03)
	26	vs Alberta (02/26/05)
<b>FTA</b>	40	vs Trinity Western (10/25/03)
	36	vs Alberta (02/26/05)
<b>FT PCT</b>	1.000 (5-5)	vs Winnipeg (11/19/04)
	.944 (17-18)	vs Alberta (11/06/04)
<b>REBS</b>	49	vs Brandon (11/07/03)
	48	vs Regina (11/09/03)
	48	vs Lethbridge (01/14/05)
<b>ASSISTS</b>	19	vs Regina (11/09/03)
	19	vs Waterloo (10/23/03)
<b>STEALS</b>	18	vs Brandon (11/07/03)
	15	vs Lethbridge (01/15/05)
<b>BLOCKS</b>	7	vs Alberta (02/03/06)
	5	vs Brandon (11/07/03)
	5	vs Victoria (10/24/03)
<b>TOs</b>	32	vs Thompson Rivers (01/06/06)
	29	vs Manitoba (11/11/05)
<b>FOULS</b>	28	vs Alberta (11/06/04)
	27	vs Lethbridge (01/15/05)

## Saskatchewan - Team Game Lows

<b>POINTS</b>	54	vs Alberta (02/25/06)
	56	vs Alberta (02/03/06)
<b>FGM</b>	15	vs Alberta (11/06/04)
	19	vs Alberta (02/25/06)
<b>FGA</b>	47	vs Alberta (11/06/04)
	48	vs Alberta (02/04/06)
<b>FG PCT</b>	.319 (15-47)	vs Alberta (11/06/04)
	.365 (19-52)	vs Alberta (02/25/06)
<b>3-FGM</b>	0	vs Alberta (02/26/05)
	1	vs Calgary (02/11/06)
<b>3-FGA</b>	9	vs Lethbridge (11/18/05)
	10	vs Alberta (10/21/05)
	10	vs Alberta (02/04/06)
<b>3-FG PCT</b>	.000 (0-12)	vs Alberta (02/26/05)
	.091 (1-11)	vs Calgary (02/11/06)
<b>FTM</b>	5	vs Victoria (10/20/05)
	8	vs Alberta (02/03/06)
<b>FTA</b>	14	vs Trinity Western (02/01/04)
	14	vs Alberta (02/03/06)
<b>FT PCT</b>	.333 ( 5-15)	vs Victoria (10/20/05)
	.385 (10-26)	vs Calgary (02/11/06)
<b>REBS</b>	23	vs Calgary (02/12/06)
	24	vs Waterloo (10/23/03)
<b>ASSISTS</b>	7	vs Alberta (11/06/04)
	9	vs Regina (11/09/03)
	11	vs Alberta (02/26/05)
<b>STEALS</b>	3	vs Concordia (10/22/05)
	4	vs Trinity Western (10/25/03)
<b>BLOCKS</b>	0	seven times, most recently vs Calgary (02/12/06)
<b>TOs</b>	8	vs Alberta (02/25/05)
	10	vs Winnipeg (11/19/04)
	10	vs Alberta (02/24/05)
<b>FOULS</b>	12	vs Waterloo (10/23/03)
	12	vs Winnipeg (11/19/04)

## Opponent - Team Game Lows

<b>POINTS</b>	50	vs Alberta (02/25/06)
	52	vs Calgary (01/10/04)
	52	vs MSU-Northern (10/22/04)
<b>FGM</b>	17	vs Calgary (01/10/04)
	17	vs Alberta (02/25/06)
<b>FGA</b>	42	vs Calgary (01/10/04)
	45	vs Calgary (02/12/06)
<b>FG PCT</b>	.324 (24-74)	vs Brandon (11/07/03)
	.339 (19-56)	vs MSU-Northern (10/22/04)
<b>3-FGM</b>	1	vs Trinity Western (02/01/04)
	2	vs MSU-Northern (10/22/04)
	2	vs Lethbridge (01/15/05)
	2	vs Alberta (02/24/05)
<b>3-FGA</b>	7	vs Alberta (02/26/05)
	7	vs Victoria (10/20/05)
	7	vs Calgary (02/12/06)
<b>3-FG PCT</b>	.111 (1-9)	vs Trinity Western (02/01/04)
	.133 (2-15)	vs Lethbridge (01/15/05)
<b>FTM</b>	5	vs Alberta (11/05/04)
	5	vs Winnipeg (11/19/04)
<b>FTA</b>	5	vs Winnipeg (11/19/04)
	9	vs Waterloo (10/23/03)
<b>FT PCT</b>	.385 (5-13)	vs Alberta (11/05/04)
	.444 (8-18)	vs Regina (10/05/04)
<b>REBS</b>	22	vs Lethbridge (11/19/05)
	26	vs Alberta (02/25/05)
<b>ASSISTS</b>	3	vs Calgary (01/10/04)
	4	vs MSU-Northern (10/22/04)
<b>STEALS</b>	2	vs Calgary (01/10/04)
	4	vs Manitoba (11/21/04)
<b>BLOCKS</b>	0	nine times, most recently vs Alberta (02/24/06)
<b>TOs</b>	8	vs Victoria (10/24/03)
	12	vs Trinity Western (10/25/03)
	12	vs Alberta (11/05/04)
<b>FOULS</b>	11	vs Lethbridge (11/22/03)
	13	vs Waterloo (10/23/03)
	13	vs Alberta (11/05/04)

**Saskatchewan - Individual****Scored 30 points:**

Andrew Spagrud (33) vs. Concordia (10/22/05)

**Scored 35 points:**

Andrew Spagrud (39) vs. Manitoba (11/21/04)

**Scored 40 points:**

Andrew Spagrud (41) at Calgary (02/14/04)

**Scored 20 points in a half:**

Andrew Spagrud (20) 1st half vs. TRU (01/07/06)

**Two players had 20 points:**

Andrew Spagrud (22) and Rob Lovelace (21) vs. Alberta (02/04/06)

**Two Players had 25 points:**

James Kenyon (31) and Mitchell Grant (28) at Simon Fraser (11/09/02)

**Three players had 20 points:**

Matt Greenberg (23), Sam Lamontagne (23) and Andrew Spagrud (21) vs. Calgary (01/09/04)

**Player scored 25 or more in three straight games:**

Andrew Spagrud (30 at Regina, 01/30/05; 26 vs. Calgary, 02/04/05; 26 vs. Calgary, 02/05/05)

**Player had back-to-back 30-point games:**

Andrew Spagrud (36) vs. Winnipeg (11/19/04) and (39) vs. Manitoba (11/21/04)

**Five players scored in double-figures:**

Rob Lovelace (18), Andrew Spagrud (17), Rejean Chabot (16), Kyle Grant (15), Matt Greenberg (13) at Lethbridge (01/27/06)

**Six players scored in double-figures:**

Andrew Spagrud (26), Kyle Grant (16), Kevin Langdon (12), Matt Greenberg (10), Rob Lovelace (10), Levi Vann (10) at Alberta (11/28/03)

**Seven players scored in double-figures: Never****Had 15-rebounds:**

Andrew Spagrud (18) vs. Lethbridge (01/15/05)

**Had 20-rebounds:**

Byron Tokarchuk (20) vs. Carleton at Halifax (03/12/88)

**Two players had 15 rebounds:**

Jody Glines (15) and Calvin Palmer (15) vs. Regina (10/23/99)

**Two players had double-figure rebounds:**

Matt Greenberg (11) and Andrew Spagrud (11) vs. Alberta (11/05/04)

**Double-double:**

Andrew Spagrud (13 pts./10 reb.) vs. Regina at Vancouver (03/04/06)

**Two players had double-doubles:**

Andrew Spagrud (23 pts./13 reb.) and Matt Greenberg (13 pts./10 reb.) vs. Alberta (02/07/04)

**Three players had double-doubles:**

Mark Hopkins (27 pts./11 reb.), Rogers Ganes (24 pts./13 reb.) and Bob Thompson (19 pts./13 reb.) vs. Lethbridge (01/08/77)

**Double-double in points and assists:**

Seth Lang (14 pts./10 ast.) vs. UBC (02/08/03)

**Double-double in rebounds and assists:**

Seth Lang (10 reb./12 ast.) vs. Winnipeg (01/24/03)

**Five double-doubles in a row:**

Andrew Spagrud vs. Montana Tech (19 pts./10 reb.) 10/23/04; vs. Simon Fraser (18 pts./10 reb.) at Edmonton, 10/28/04; at Alberta (18 pts./14 reb.) 10/29/04; vs. Concordia (23 pts./12 reb.) at Edmonton, 10/30/04; vs. Alberta (22 pts./11 reb.) 11/05/04

**Had 20 points and 20 rebounds in same game:**

Murray Redekop (22 pts./20 reb.) at UBC (01/16/81)

**Had 10 assists:** Sam Lamontagne (10) vs. Alberta at

Lloydminster (10/07/03)

**Had 10 assists in back-to-back games:**

Seth Lang (10) vs. Calgary (01/03/03) and (10) vs. Calgary (01/04/03 (only time ever)

**Had 7 or more steals:**

Kyle Grant (8) vs. UNBC (10/07/06)

**Had 4 blocked shots:**

Matt Greenberg (4) and Kevin Langdon (4) vs. Royal Military (10/15/05)

**Led UofS in points, rebounds and assists:**

Andrew Spagrud (18 pts., 7 reb., 4 ast.) vs. Calgary (02/12/06)

**Led UofS in points, rebounds, assists and steals:**

Andrew Spagrud (28 pts., 12 reb., 8 ast., 3 stl.) vs. Thompson Rivers (01/07/06)

**Played every minute:**

Andrew Spagrud (40), vs. Alberta (02/25/06)

**Played 45 minutes:**

James Kenyon, at Winnipeg (01/22/00)

**Hit a last-second shot to win a game:** Calvin Palmer

vs. Lethbridge (0215/02) (layout at buzzer)

**Saskatchewan - Team****Won an overtime game:**

vs. Lethbridge (80-74) (01/15/05)

**Lost an overtime game:**

vs. Regina at Moose Jaw (88-83) (09/28/05)

**Played two overtimes:**

at Manitoba (lost 99-96) (11/15/86)

**Shot 70-79 percent for a half:**

72.2 (13-18) vs. Lethbridge (2nd half) (11/19/05)

**Shot 80 percent for a half:**

81.0 (17-21) at Lethbridge (2nd half) (01/27/06)

**Shot 50 percent in both halves:**

57.6 (19-33) and 54.2 (13-24) vs. Alberta (02/24/06)

**Shot 60-69 percent in a game:**

63.3 (31-49) vs. Lethbridge (11/19/05)

**Shot 70 percent in a game:**

73.3 (33-45) at Lethbridge (01/27/06) (only time ever)

**Shot less than 30 percent in a half:**

28.6 (8-28) at Victoria (2nd half) (01/13/06)

**Shot less than 40 percent in a game:**

36.5 (19-52) vs. Alberta (02/25/06)

**Shot 90 percent in a game from the free throw line:**

92.9 (13-14) vs. Trinity Western (02/01/04)

**Shot less than 50 percent in a game on FTs:**

46.7 (14-30) at UBC (03/03/06)

**Attempted 40 free throws:**

41 at Brandon (made 26) (11/25/05)

**Made 30 free throws:**

34 vs. Lethbridge (attempted 46) (02/17/02)

**Attempted less than 10 free throws:**

9 at Lethbridge (made 7) (01/23/04)

**Scored 100 points (conference game):**

102 vs. UBC (01/21/05)

**Scored 100 points (non-conference game):**

123 vs. Briercrest (10/12/00)

**Scored 100 points in consecutive games:**

101 vs. Winnipeg (11/19/04) and 104 vs. Manitoba (11/21/04)

**Opponents - Individual****Scored 30 points:**

Joel Hunter (31) vs. Regina at Moose Jaw (09/28/05)

**Scored 35 points:**

Phil Sudol (36) vs. Alberta (02/06/04)

**Scored 40 points:**

Philip Scherer (40) at Alberta (11/28/03)

**Five players had double-figure points:**

Matt Bekkering (18), Todd McClenaghan (16), Bruce Carbert (14), Scott MacKinnon (14) and Tim Whitehead (14) at Lethbridge (01/28/06)

**Had 15 rebounds:**

Tom Hudel (15) vs. Lethbridge (01/10/03)

**Two players had double-figure rebounds:**

Chris Wright (14) and Ross Bekkering (10) at Calgary (12/04/05)

**Double-double in points and rebounds:**

Drew Kuzminski (18 pts./10 reb.) vs. Regina at Vancouver (03/04/06)

**Two players had double-doubles:**

Chris Wright (16 pts./14 reb.) and Ross Bekkering (15 pts./10 reb.) at Calgary (12/04/05)

**Double-double in points and assists:**

Chris Trumpy (13 pts./11 ast.) vs. Victoria (10/20/05)

**Triple-Double:**

Erfan Nasajpour (21 pts./12 reb./15 ast.) at Winnipeg (12/30/04)

**15 assists:**

Erfan Nasajpour (15) at Winnipeg (12/30/04)

**Led team in points, rebounds and assists:**

Dan Shynkaryk (23 pts./7 reb./3 ast.) vs. Winnipeg, (01/19/04)

**Had 5 blocked shots:** Ivan Saric (5) at Manitoba

(01/16/04)

**Had 5 steals:** Chris Trumpy (5) vs. Victoria (10/20/05)**Opponents - Team****Shot 50 percent in both halves:**

64.0 (16-25) and 55.0 (11-20) vs. Calgary (02/12/06)

**Shot 30 percent or less in a game:**

29.1 (16-55) vs. Royal Military (10/14/05)

**Shot 60 percent in a game:**

60.0 (27-45) vs. Calgary (02/12/06)

**Shot 80 percent for a half:**

81.0 (17-21) (2nd half) vs. Alberta (02/24/05)

**Shot less than 30 percent in a half:**

25.0 (5-20) (2nd half) vs. Alberta (02/25/06)

**Shot 90 percent from the free throw line in a game:**

90.9 (10-11) vs. Alberta (02/25/06)

**Shot less than 50 percent from the free throw line in a game:** 40.9 (9-22) at UBC (03/03/06)**Scored 100 points:**

100 vs. Concordia (10/22/05)

# CLASS RECORDS

## Single-Game Scoring

Fr.	41, Andrew Spagrud; at Calgary (02/14/04)
So.	42, James Kenyon; at Regina (10/13/01)
Jr.	39, Byron Tokarchuk; Manitoba (11/23/85)
Sr.	40, Roger Ganes; UBC (01/29/77)
5th	49, Byron Tokarchuk; at UBC (02/27/1988) *

## Season Scoring

Player	Season	GP	Pts
Fr. Andrew Spagrud	2003-04	32	637
So. Byron Tokarchuk	1984-85	37	790
Jr. Byron Tokarchuk	1985-86	39	789
Sr. Dean Wiebe	1992-93	35	614
5th Byron Tokarchuk	1987-88	39	917

## Season Scoring Average

(minimum 20 games)

Player	Season	GP	Pts	Avg
Fr. Andrew Spagrud	2003-04	32	637	19.9
So. Byron Tokarchuk	1984-85	37	790	21.4
Jr. Roger Ganes	1975-76	29	606	20.9
Sr. Roger Ganes	1976-77	26	554	21.3
5th Dean Wiebe	1993-94	28	706	25.2

## Single-Game Field Goals Made

Fr.	16, Roger Ganes; Brandon (11/10/73)
So.	14, James Kenyon; at Regina (10/13/01)
	14, Andrew Spagrud; Manitoba (11/21/04)
Jr.	16, Dean Faris; British Columbia (01/25/74)
Sr.	15, Dean Faris; UND-Williston (01/04/75)
	15, Dean Wiebe; at UBC (01/15/94)
	15, Kevin Grandberg; at Calgary (01/19/96)
5th	19, Byron Tokarchuk; at UBC (02/27/88) *

## Season Field Goals Made

Player	Season	GP	FG
Fr. Andrew Spagrud	2003-04	32	245
So. Byron Tokarchuk	1984-85	37	319
Jr. Byron Tokarchuk	1985-86	39	321
Sr. Dean Wiebe	1992-93	35	238
5th Byron Tokarchuk	1987-88	39	355

## Single-Game Field Goal Attempts

Fr.	24, Roger Ganes; Brandon (11/10/73)
	24, Andrew Spagrud; at Manitoba (01/16/04)
So.	30, James Kenyon; Regina (01/12/02)
Jr.	28, Dean Faris; UBC (01/25/74)
	28, Dean Faris; MSU-Northern (11/17/73)
Sr.	28, Bob Mirwald; Calgary (01/19/62)
5th	30, Byron Tokarchuk; at UBC (02/27/88) *
	30, Dean Wiebe; UBC (02/18/94)

## Season Field Goal Attempts

Player	Season	GP	FG
Fr. Andrew Spagrud	2003-04	32	425
So. James Kenyon	2001-02	34	562
Jr. Byron Tokarchuk	1985-86	39	628
Sr. Blair Garneau	1990-91	33	443
5th Byron Tokarchuk	1987-88	39	627

## Single-Game Field Goal Percentage

(Minimum 8 made)

Fr.	.846 (11-13), Andrew Spagrud; Victoria (10/24/03)
So.	.909 (10-11), Andrew Spagrud; at Lethbridge (11/12/04)
Jr.	1.000 (8-8), Sam Lamontagne; Windsor (10/21/04)
Sr.	.923 (12-13), Calvin Palmer; at Calgary (01/26/01)
5th	1.000 (10-10), Kirk Jones; Manitoba (10/29/87)
	1.000 (9-9), Byron Tokarchuk; at Victoria(02/12/88)

## Season Field Goal Percentage

(Minimum 60 made)

Player	Season	FG-A	Pct
Fr. Dean Wiebe	1989-90	101-170	.594
So. Andrew Spagrud	2004-05	278-468	.594
Jr. Dean Wiebe	1991-92	123-192	.641
Sr. Whitney Harris	1995-96	198-327	.606
5th Kirk Jones	1987-88	188-309	.608

## Single-Game 3-Point FGs Made

Fr.	6, James Kenyon; at Regina (11/05/99)
	6, Derek Boechler; Regina (02/03/01)
	6, Mitchell Grant; Victoria (02/08/02)
So.	6, Darrin Rask; Calgary (01/06/90)
	6, Tyler Stuart; Calgary (11/10/95)
	6, James Kenyon; at Alberta (02/23/02)
	6, Mitchell Grant; Calgary (01/03/03)
Jr.	8, Darrin Rask; Brandon (10/27/90)
Sr.	6, Sam Lamontagne; TRU (01/07/06)
5th	8, David Karwacki; vs Western Ontario (03/11/88)^

## Season Three-Point FGs Made

Player	Season	GP	3FG
Fr. James Kenyon	1999-00	25	44
So. Darrin Rask	1989-90	34	83
Jr. Darrin Rask	1990-91	33	71
Sr. David Karwacki	1986-87	29	55
5th David Karwacki	1987-88	38	118

## Single-Game 3-Point FG Attempts

Fr.	10, Levi Vann; Calgary; 01/10/04
So.	12, Mitchell Grant; at SFU (11/09/02)
Jr.	14, Darrin Rask; Brandon (10/27/90)
	14, Darrin Rask; vs Ryerson (11/09/90)
Sr.	15, Sam Lamontagne; TRU (01/07/06)
5th	13, David Karwacki; vs Winnipeg (11/12/87)

## Season Three-Point FG Attempts

Player	Season	GP	3FGA
Fr. Levi Vann	2003-04	32	127
So. Darrin Rask	1989-90	34	179
Jr. Darrin Rask	1990-91	33	183
Sr. David Karwacki	1986-87	29	126
5th David Karwacki	1987-88	38	240

## Single-Game 3-Point FG Percentage

(minimum 6 made)

Fr.	.750 (6-8), James Kenyon; at Regina (11/05/99)
	.750 (6-8), Derek Boechler; Regina (02/03/01)
So.	.750 (6-8), Darrin Rask; Calgary (01/06/90)
	.750 (6-8), Tyler Stuart; Calgary (11/10/95)
	.750 (6-8), James Kenyon; at Alberta (02/23/02)
Jr.	1.000 (6-6), Sam Lamontagne; MSU-Northern (10/22/04)
Sr.	.400 (6-15) Sam Lamontagne; TRU (01/07/06)
5th	.750 (6-8), Darrin Rask; UBC (02/13/93)

## Season Three-Point FG Percentage

(minimum 20 made)

Player	Season	FG-A	Pct
Fr. Mitchell Grant	2001-02	28-58	.483
So. Darrin Rask	1989-90	83-179	.464
Jr. Sam Lamontagne	2004-05	47-108	.435
Sr. David Karwacki	1986-87	55-126	.437
5th David Karwacki	1987-88	118-240	.492

## Single-Game Free Throws Made

Fr.	11, Andrew Spagrud; Simon Fraser; 01/30/04
So.	13, James Kenyon; at TWU (01/04/02)
Jr.	17, James Kenyon; Winnipeg (10/18/02)
Sr.	15, Dale Galan; Alberta (01/17/69)
5th	18, Sheldon Ryma; UBC (12/02/88)
	18, Dean Wiebe; vs Brandon (10/22/93)

## Season Free Throws Made

Player	Season	GP	FT
Fr. Andrew Spagrud	2003-04	32	144
So. Andrew Spagrud	2004-05	38	211
Jr. James Kenyon	2002-03	31	155
Sr. Dean Wiebe	1992-93	35	138
5th Byron Tokarchuk	1987-88	39	207

## Single-Game FTs Attempted

Fr.	18, Andrew Spagrud; TWU (10/25/03)
So.	19, Andrew Spagrud; Manitoba (11/21/04)
Jr.	19, James Kenyon; Winnipeg (10/18/02)
Sr.	18, Roger Ganes; UBC (01/29/77)
5th	27, Dean Wiebe; vs Brandon (10/22/93)

## Season Free Throw Attempts

Player	Season	GP	FTA
Fr. Andrew Spagrud	2003-04	32	217
So. Andrew Spagrud	2004-05	38	323
Jr. Roger Ganes	1975-76	29	257
Sr. Byron Tokarchuk	1986-87	28	208
5th Byron Tokarchuk	1987-88	39	309

## Season Free Throw Percentage

Player	Season	FT-A	Pct
Fr. James Kenyon	1999-00	88-103	.854
So. James Kenyon	2001-02	186-224	.830
Jr. James Kenyon	2002-03	155-180	.861
Sr. Dale Galan	1968-69	87-108	.806
5th Carlton Haak	1992-93	96-116	.828

## Single-Game Rebounding

Fr.	22, Doug Forsyth; Alberta (02/07/70)
So.	25, Roger Ganes; at Lethbridge (02/01/75)
Jr.	21, Roger Ganes; Lethbridge (02/06/76)
Sr.	23, Roger Ganes; UBC (01/28/77)
5th	20, Byron Tokarchuk; vs Carleton (03/12/88) ^

## Season Rebounding

Player	Season	GP	Reb
Fr. Andrew Spagrud	2003-04	32	319
So. Byron Tokarchuk	1984-85	37	415
Jr. Byron Tokarchuk	1985-86	39	408
Sr. Roger Ganes	1976-77	26	340
5th Byron Tokarchuk	1987-88	39	375

## Season Rebounding Average

(minimum 20 games)

Player	Season	GP	Reb	Avg
Fr. Roger Ganes	1973-74	20	213	10.7
So. Roger Ganes	1974-75	27	347	12.9
Jr. Roger Ganes	1975-76	29	366	12.6
Sr. Roger Ganes	1976-77	26	340	13.1
5th Roger Ganes	1977-78	23	248	10.8

## Single-Game Assists

Fr.	10, Ryan Leier; Alberta (12/01/95)
So.	12, Stewart Bauck; at Calgary (02/03/78)
	12, Ryan Leier; at Lethbridge (01/10/97)
Jr.	11, Ryan Leier; at Lethbridge (02/05/99)
Sr.	11, John Cleland; at Calgary (01/24/87)
5th	13, Seth Lang; Alberta (11/23/02)

## Season Assists

Player	Season	GP	Ast
Fr. Ryan Leier	1995-96	26	103
So. Ryan Leier	1996-97	29	137
Jr. Kyle Grant	2005-06	37	135
Sr. Seth Lang	2001-02	35	121
5th Seth Lang	2002-03	31	172

## Season Assist Average

(minimum 20 games)

Player	Season	GP	Ast	Avg
Fr. Ryan Leier	1995-96	26	103	4.0
So. Ryan Leier	1996-97	29	137	4.7
Jr. Ryan Leier	1998-99	26	116	4.5
Sr. Ryan Leier	1999-00	25	120	4.8
5th Seth Lang	2002-03	31	172	5.5

## Single-Game Steals

Fr.	8, Mike Zeller; vs Concordia (12/30/97)
So.	8, Matt McCullough; Victoria (01/28/89)
Jr.	8, Calvin Palmer; Brandon (11/12/99)
	8, Kyle Grant; vs UNBC (10/07/05)
Sr.	9, Brad Schoenfeld; at Alberta (11/13/92)
5th	9, Dean Wiebe; at Regina (10/23/93)

## Season Steals

Player	Season	GP	Stl
Fr. Andrew Spagrud	2003-04	32	64
So. Andrew Spagrud	2004-05	38	80
Jr. Kyle Grant	2005-06	37	80
Sr. Dean Wiebe	1992-93	35	95
5th Dean Wiebe	1993-94	28	102